

4

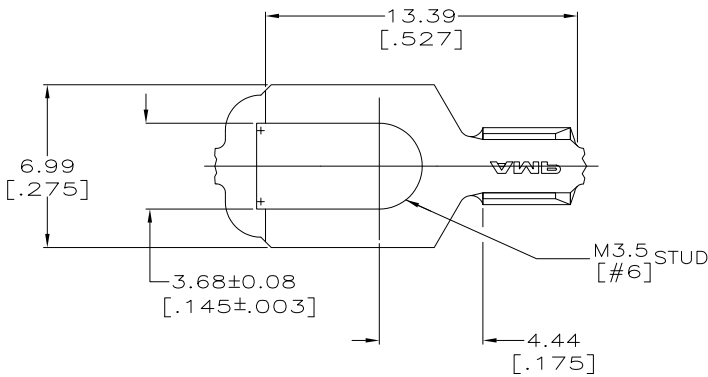
3

2

1

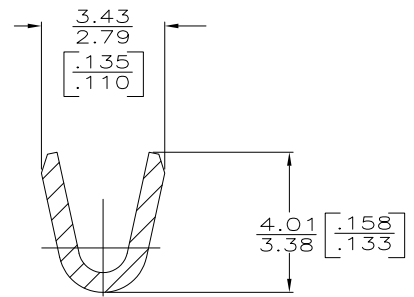
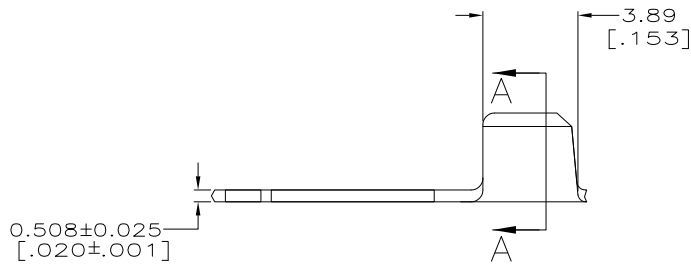
THIS DRAWING IS UNPUBLISHED. RELEASED FOR PUBLICATION
 © COPYRIGHT - BY TYCO ELECTRONICS CORPORATION. ALL INTERNATIONAL RIGHTS RESERVED.

LOC	DIST	REVISIONS				
P	LTR	DESCRIPTION	DATE	DWN	APVD	
AF	50	H	REVISED PER ECR-10-006099	07JUL10	HMR PD	




1. CONTINUOUS STRIP ON REEL.

△ SUFFIX LETTER MUST BE USED ONLY WHEN ORDERING APPLICATOR TOOLING.



SECTION A-A
SCALE 10:1



BENT IN APPLICATOR

[20-16] AWG	△3	42318-2A
WIRE RANGE	PART NO	
Tyco Electronics Corporation Harrisburg, PA 17105-3608		
NAME SPADE, FLANGED		
SIZE	CAGE CODE	DRAWING NO
A3	00779	C-42318
CUSTOMER DRAWING		RESTRICTED TO
SCALE 6:1		SHEET 1 OF 1 REV H

THIS DRAWING IS A CONTROLLED DOCUMENT.		DWN 30/AUG/95 PHILLIP M. FORTNEY
DIMENSIONS: mm [INCHES]		CHK 30/AUG/95 MICHAEL FEHER
TOLERANCES UNLESS OTHERWISE SPECIFIED:		APVD 30/AUG/95 GARY YETTER
0 PLC	± -	PRODUCT SPEC
1 PLC	± -	APPLICATION SPEC
2 PLC	± 0.25[.010]	
3 PLC	± -	
4 PLC	± -	
ANGLES	± -	
MATERIAL	FINISH	WEIGHT
082 BRASS	TIN	-