

4

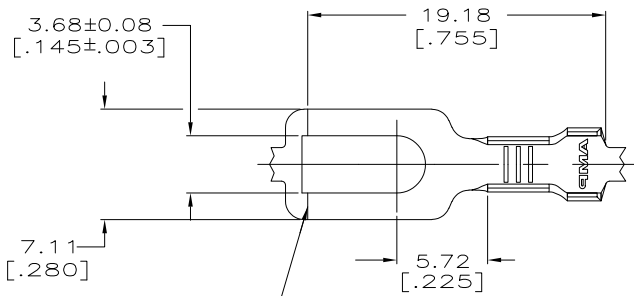
3

2

1

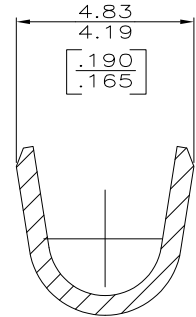
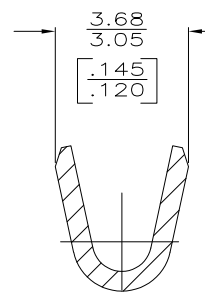
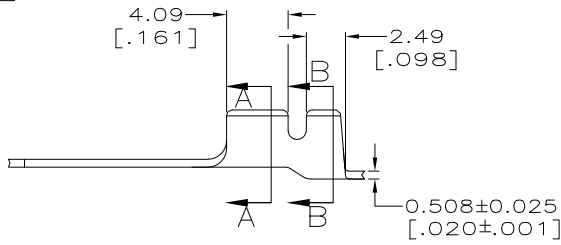
THIS DRAWING IS UNPUBLISHED. RELEASED FOR PUBLICATION  
 © COPYRIGHT - BY TYCO ELECTRONICS CORPORATION. ALL INTERNATIONAL RIGHTS RESERVED.

LOC		DIST		REVISIONS			
P	LTR	DESCRIPTION		DATE	DWN	APVD	
AF	50	J		REVISED PER ECR-10-006099	07JUL10	HMR	PD



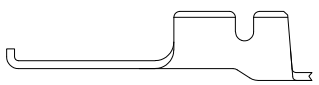
1. CONTINUOUS STRIP ON REEL
2. WIRE SIZE IS #20-#16 AWG
3. INSULATION RANGE IS 2.54-3.56 [.100-.140] DIA

APPLICATOR  
CUT-OFF



SECTION A-A  
SCALE 10:1

SECTION B-B  
SCALE 10:1



FLANGED IN APPLICATOR

TIN	60389-2
-	60389-1
FINISH	PART NUMBER

THIS DRAWING IS A CONTROLLED DOCUMENT.		DWN 16/DEC/97 PHILLIP M. FORTNEY	Tyco Electronics Corporation Harrisburg, PA 17105-3608	
DIMENSIONS: mm [INCHES]		CHK 16/DEC/97 JEFF R RUTH	NAME GARY YETTER	
TOLERANCES UNLESS OTHERWISE SPECIFIED:		APVD 16/DEC/97 GARY YETTER	PRODUCT SPEC	
0 PLC	± -	APPLICATION SPEC		
1 PLC	± -	SIZE		
2 PLC	± 0.25 [.010]	CAGE CODE		
3 PLC	± -	DRAWING NO		
4 PLC	± -	RESTRICTED TO		
ANGLES	± -	WEIGHT		
MATERIAL	FINISH	SCALE		
082 BRASS	SEE TABLE	A3	00779	C-60389
CUSTOMER DRAWING		SCALE 4:1		SHEET 1 OF 1
				REV J