


4  
DRAWING MADE IN THIRD ANGLE PROJECTION

3

2

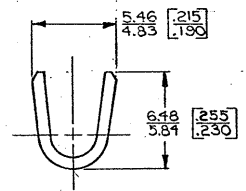
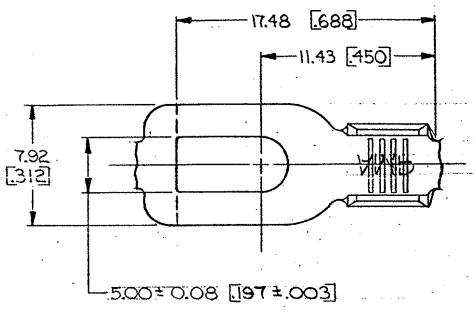
1 LOC AF DIST 50

© COPYRIGHT 1968 BY AMP INCORPORATED, HARRISBURG, PA.  
ALL INTERNATIONAL RIGHTS RESERVED. AMP INCORPORATED PRODUCTS  
COVERED BY U. S. AND FOREIGN PATENTS AND/OR PATENTS PENDING.

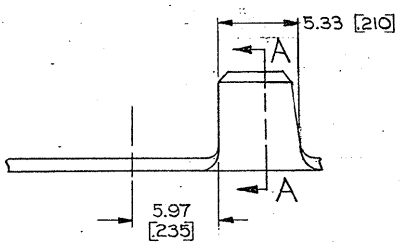


FLANGED IN  
APPLICATOR

REVISIONS					
P / F	ZONE	LTR	DESCRIPTION	DATE	APPROVED
✓		A	REDRAWN & REVISED	A-3942/M 1/5/78	
✓		B	REVISED	AF0169 7/5/80	SE/GY
✓		C	REV PER AF-6785	7/8/80	PMF/GY
✓		D	REV PER DL10-0090-97	7/20/81	PMF/GY
		DI	REVISED NOTE 1 PER ECR-06-007593	3/4/06	MF/DFD



SECT A-A



- △ SUFFIX LETTER MUST BE USED ONLY WHEN ORDERING APPLICATOR TOOLING WITH FLANGING OPTION.
- 2. CONTINUOUS STRIP ON REELS.
- 3. DIMENSIONS IN BRACKETS ARE IN INCHES

**METRIC**

#10	3.0-5.0mm <sup>2</sup> [2-10]	TIN	0.76 [030] BRASS	△ 41495-A 41495
STUD SIZE	WIRE RANGE	FINISH	MATERIAL	PART NO
UNLESS OTHERWISE SPECIFIED DIMENSIONS ARE IN MILLIMETERS TOLERANCES ON: DECIMALS ±0.38 [015] ANGLES ±1°		CONTRACT NO DR <i>A. Higgins</i> 5/1/78 CHK <i>G. Yetter</i> 7/25/78		AMP INCORPORATED Harrisburg, Pa.
MATERIAL SEE TABLE		NAME SPADE		
FINISH SEE TABLE		APPR <i>R.P. Dent</i> 8-10-78 APPR <i>C. J. Hicks</i> 8-10-78		SIZE B
OTHER APPD		CODE IDENT NO 00779	DRAWING NO 41495	SHEET
SCALE		CUSTOMER DRAWING		