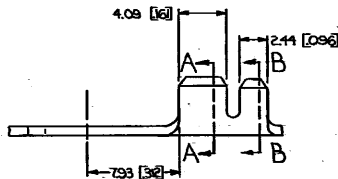
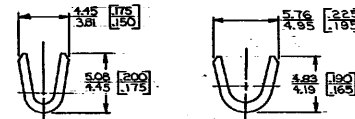
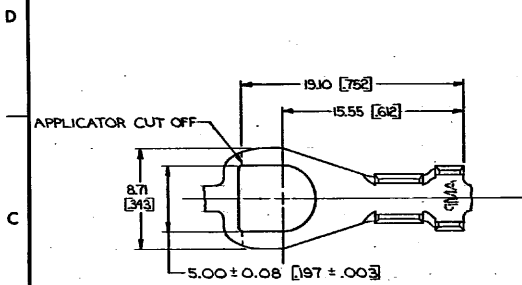


DRAWING MADE IN THIRD ANGLE PROJECTION

© COPYRIGHT 1964 BY AMP INCORPORATED, HARRISBURG, PA.  
 ALL INTERNATIONAL RIGHTS RESERVED. AMP INCORPORATED PRODUCTS  
 COVERED BY U. S. AND FOREIGN PATENTS AND/OR PATENTS PENDING.

REVISIONS					
REV	ZONE	LTR	DESCRIPTION	DATE	APPROVED
D			REDRAWN & REVISED	9-3-63	4/2/78
E			REVISED	AF0230	8/28/78
F			OBSOLETE - 1	AF 1556	8/28/78
G			REV PER AF-5641A	11-1-80	10/2/80



#10	0.8-2.0 mm [8-14]	2.54-3.56 [100-.140]	PRE-NICKEL TIN	0.79 [31] 0.76 [30]	STEEL BRASS	40806 40808
STUD SIZE	WIRE RANGE	INSULATION RANGE	FINISH	MATERIAL		PART NO

1. CONTINUOUS STRIP ON REELS.  
 2. DIMENSIONS IN BRACKETS ARE IN INCHES.

**METRIC**

UNLESS OTHERWISE SPECIFIED DIMENSIONS ARE TO DIMENSIONS OF ORIGINALS ± .005	CONTRACT NO 4120178	AMP INCORPORATED Harrisburg, Pa.	
MATERIAL SEE TABLE	DR CHK APPR DESIGN APPD OTHER APPD	NAME SPADE	SIZE B
FINISH SEE TABLE	CODE IDENT NO 00779	DRAWING NO 40808	SHEET

AMP 1470-15 D-73

CUSTOMER DRAWING