

4

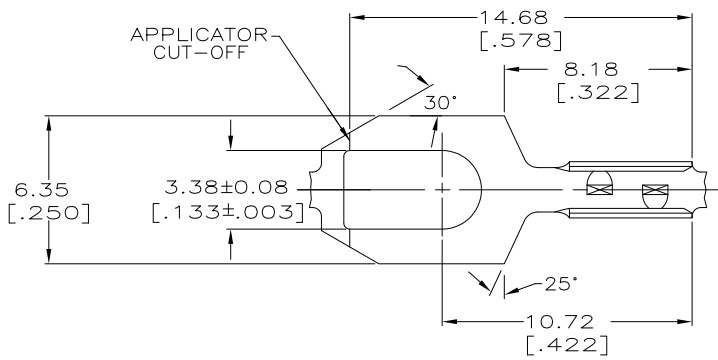
3

2

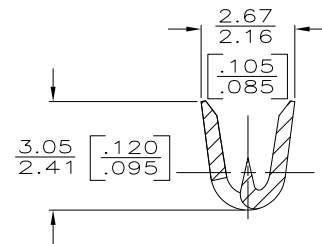
1

THIS DRAWING IS UNPUBLISHED. RELEASED FOR PUBLICATION
 © COPYRIGHT - BY TYCO ELECTRONICS CORPORATION. ALL INTERNATIONAL RIGHTS RESERVED.

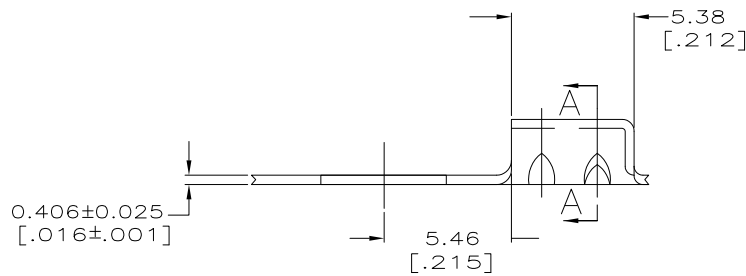
LOC	DIST	REVISIONS				
P	LTR	DESCRIPTION	DATE	DWN	APVD	
AF	50					
		REVISED PER ECR-10-006099	07JUL10	HMR	PD	



1. CONTINUOUS STRIP ON REEL.



SECTION A-A
SCALE 10:1



0.406±0.025
[.016±.001]

1.14-1.27 DIA [.045-.050]	0.13 - 0.3mm ² [26-22] AWG	60234-2
INSULATION RANGE	WIRE RANGE	PART NO

THIS DRAWING IS A CONTROLLED DOCUMENT.		DWN P FORTNEY 5/13/91	Tyco Electronics Corporation Harrisburg, PA 17105-3608	
DIMENSIONS: mm [INCHES]		CHK JR RUTH 5/13/91	NAME	
TOLERANCES UNLESS OTHERWISE SPECIFIED:		APVD G YETTER 5/13/91	PRODUCT SPEC	
0 PLC ± -		APPLICATION SPEC		
1 PLC ± -		SIZE		
2 PLC ± 0.38 [015]		CAGE CODE		
3 PLC ± -		DRAWING NO		
4 PLC ± -		RESTRICTED TO		
ANGLES ± -		WEIGHT		
MATERIAL #1 HARD BRASS	FINISH TIN	A3 00779 C=60234		
		CUSTOMER DRAWING		SCALE 6:1 SHEET 1 OF 1 REV P