

4

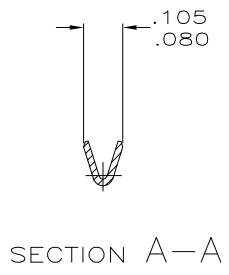
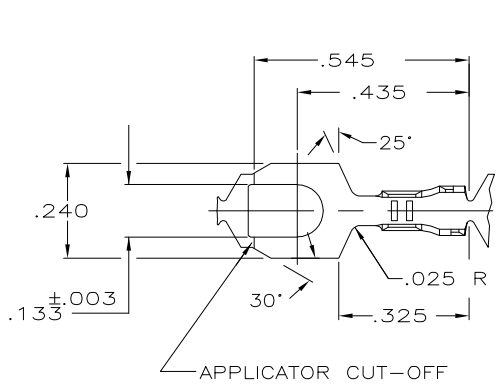
3

2

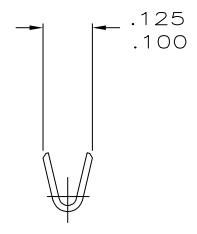
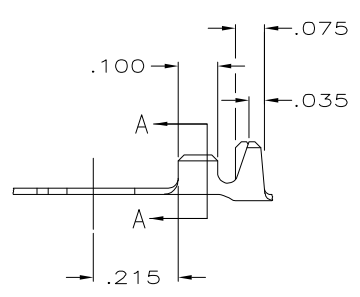
1

THIS DRAWING IS UNPUBLISHED. RELEASED FOR PUBLICATION  
 © COPYRIGHT - BY TYCO ELECTRONICS CORPORATION. ALL RIGHTS RESERVED.

LOC	DIST	REVISIONS				
P	LTR	DESCRIPTION	DATE	OWN	APVD	
AF	50	H	REVISED PER OG1A-0454-98	08AUG05	MF DD	



- 1 CONTINUOUS STRIP ON REELS.
- 2 WIRE RANGE: #28-#22 AWG.
- 3 INSULATION RANGE: .035-.045 DIA.



NONE	350502-2
PRE-TIN	350502-1
FINISH	PART NUMBER

THIS DRAWING IS A CONTROLLED DOCUMENT.		OWN	08AUG2005	 Tyco Electronics Corporation Harrisburg, Pa 17105-3608			
DIMENSIONS: INCHES		CHK	08AUG2005				
TOLERANCES UNLESS OTHERWISE SPECIFIED:		APVD	08AUG2005				
0 PLC ± - 1 PLC ± - 2 PLC ± - 3 PLC ± .015 4 PLC ± - ANGLES ± -		NAME	SPADE				
MATERIAL	FINISH	PRODUCT SPEC	APPLICATION SPEC	SIZE	CAGE CODE	DRAWING NO	RESTRICTED TO
.016 BRASS	SEE TABLE	WEIGHT	-	A3	00779	350502	-
CUSTOMER DRAWING				SCALE	-	SHEET	1 OF 1
				REV	H		

AMP 1470-19 REV 31MAR2000