~~THIS DRAWING IS UNPUBLISHED.~~ RELEASED FOR PUBLICATION 2007

© COPYRIGHT 2007 BY TYCO ELECTRONICS CORPORATION. ALL RIGHTS RESERVED.

LOC	DIST
A1	-

REVISIONS

P	LTR	DESCRIPTION	DATE	DWN	APVD
	V6	DETAIL WITH PCB ADDED	11SEP2006	HESS	MS
	Y1	SHEET 2 ADDED. REDRAWN	14SEP2007	ACK	MS
	Y2	DIMENSION L CHANGED TO NEW BASE LINE	07APR2008	ACK	MS
	Y3	REVISED PER ECO-09-026495	17DEC09	KK	AEG

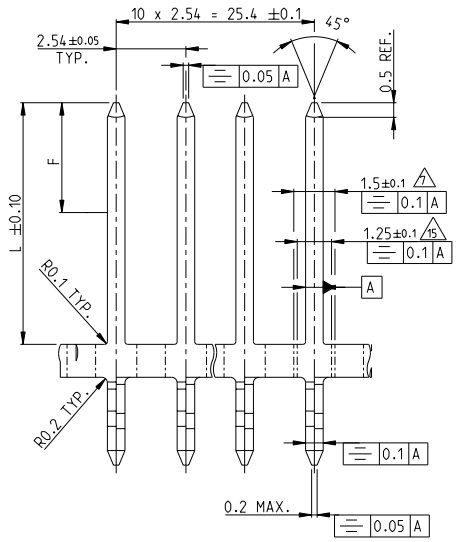

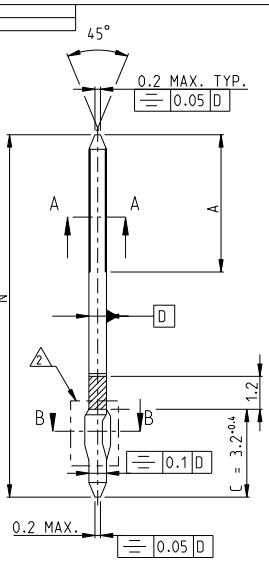

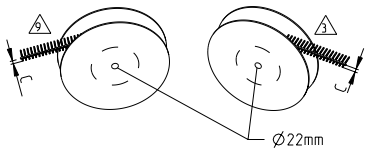

1 IM BEREICH F 0.8 µm GOLD ÜBER 1.2 µm NICKEL IM BEREICH N;
IM BEREICH C 5 µm ZINN ÜBER 1.2 µm NICKEL

2 EINPRESSZONE FÜR 1.6mm LEITERPLATTE
ANFORDERUNG AN DIE LEITERPLATTENBOHRUNG

PLATTIERTES LOCH:
BOHR-Ø: 1.0 ±0.025
Cu-DICKE: 25 - 50 µm
Sn-DICKE: 4 - 10 µm
FERTIGLOCH-Ø: 0.9 ±0.07

NICHT PLATTIERTES LOCH:
BOHR-Ø: 1.0 ±0.025
ZUM LÖTEN

ALTERNATIV-PLATING:
Cu-DICKE: 25 - 50 µm
Ni-DICKE: 1.3 - 5 µm
Au-DICKE: 0.05 - 0.2 µm

9 3 ROLLENEINHEIT 50.000 STIFTE. ROLLEN-Ø 600mm
ROLLENDICKE SIEHE TABELLE

4 LÖTBARKEIT NACH IEC 60068 - 2 - 20; PRÜFUNG Ta

5 IM BEREICH N 5 µm ZINN ÜBER 1.2 µm NICKEL

6 IM BEREICH F 1-2 µm ZINN; IM BEREICH C 5 µm ZINN
ÜBER JE 1.2 µm NICKEL

15 7 SCHNITTSTELLE FÜR EINZELSTIFT BEIM EINSETZEN IN PCB
MAß IST DURCH WERKZEUG AN DER JEWEILIGEN
EINSETZMASCHINE VORGEGEBEN

8 1000 STIFTE IN STOßSICHERE SCHACHTEL VERPACKT
UND MIT DECKEL VERSCHLOSSEN

10 IM BEREICH N MIN. 2.5 µm ZINN ÜBER 1.2 µm NICKEL

12 IM BEREICH N 1-2 µm ZINN ÜBER 1.2 µm NICKEL

13 IM BEREICH F 2-4 µm ZINN ÜBER NICKEL IM BEREICH N;
IM BEREICH C MIN. 1.2 µm ZINN ÜBER NICKEL

14 IM BEREICH F 0.8 µm GOLD ÜBER 1.2 µm NICKEL IM BEREICH N;
IM BEREICH C 1.3-2.5 µm ZINN ÜBER 1.2 µm NICKEL

11 OBSOLETE PARTS: OBSOLETE CIS STREAMLINING PER D.RENAUD/D.SINISI

18 OBSOLETE

OBER-FLÄCHE	A	F	L	BESTELL-NR. (BANDAUSFÜHRUNG)		BESTELL-NR. (EINZELSTIFT) 8		ROLLEN-DICKE	HÜLLKREIS Ø 16
	MAß								
1	6.0	5.5	6.25	5-928776-8	4	-		30	Ø1.05±0.04
	6.7	6.7	7.05	5-928776-6		-		30	
13	8.0	8.0	16.8	2-928776-7		2-928836-7	18	44	
1	11.4	11.2	12.4	2-928776-6		2-928836-6	18	35	
	8.5	5.5	8.8	5-928776-4 11	4	5-928836-4	11	32	
6	8.5	6.0	8.8	3-928776-4		3-928836-4		32	
	6.7	6.7	7.05	3-928776-2		3-928836-2		30	
12	4.8	-	5.6	2-928776-5		2-928836-5	11	30	
10	8.0	-	10.8	2-928776-3		2-928836-3		35	
5	6.7	-	7.05	2-928776-2		2-928836-2		30	
10	19.0	-	20.1	2-928776-1 18		2-928836-1	18	44	
1	6.0	5.5	6.25	2-928776-0	4 3	2-928836-0	18 7	30	Ø1.13±0.06
10	4.0	-	4.0	1-928776-9		1-928836-9	18	30	
	6.0	-	8.3	1-928776-8		1-928836-8	11	32	
1	8.0	8.0	16.8	1-928776-7	4	1-928836-7	11	44	
10	11.4	-	12.4	1-928776-6		1-928836-6		35	
14	4.8	4.8	5.6	1-928776-5		1-928836-5		30	
	8.5	8.5	8.8	1-928776-4		1-928836-4		32	
	8.0	8.0	10.8	1-928776-3		1-928836-3		35	
1	6.7	6.7	7.05	1-928776-2	4	1-928836-2		30	
	19.0	19.0	20.1	1-928776-1 11		1-928836-1		44	

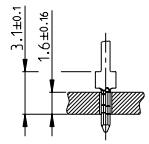

VERDREHUNG ERLAUBT

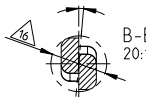

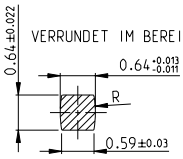

THIS DRAWING IS A CONTROLLED DOCUMENT FOR TYCO ELECTRONICS CORPORATION. IT IS SUBJECT TO CHANGE AND ANY INFORMATION OBTAINED FROM THIS DOCUMENT SHOULD BE CONTACTED FOR THE LATEST REVISION.

DIMENSIONS: mm

TOLERANCES UNLESS OTHERWISE SPECIFIED:
0 PLC ±0.2
1 PLC ±0.2
2 PLC ±0.2
3 PLC ±-
4 PLC ±-
ANGLES ±3°

MATERIAL -
FINISH -

DWN	A.HOFFMANN	15JUN1986
CHK	M.SCHAARSCHMIDT	15JUN1986
APVD	G.FELDMEIER	15JUN1986

PRODUCT SPEC -
APPLICATION SPEC -
WEIGHT -

Tyco Electronics

Tyco Electronics. AMP GmbH
64625 Bensheim (Germany)

NAME AMPMODU II ACTION PIN
FOR HOLE DIAMETER 0.9mm
-

SIZE	CAGE CODE	DRAWING NO	RESTRICTED TO
A2	00779	C-928776	-

CUSTOMER DRAWING

SCALE	SHEET	OF	REV
10:1	1	2	Y3

AMP 1471-9 REV 31MAR2000

Pro/ENGINEER DRAWING

Downloaded from Elcodis.com electronic components distributor

~~THIS DRAWING IS UNPUBLISHED.~~ RELEASED FOR PUBLICATION 2007

© COPYRIGHT 2007 BY TYCO ELECTRONICS CORPORATION. ALL RIGHTS RESERVED.

LOC	DIST
A1	-

REVISIONS

P	LTR	DESCRIPTION	DATE	DWN	APVD
	-	SEE SHEET 1	-	-	-

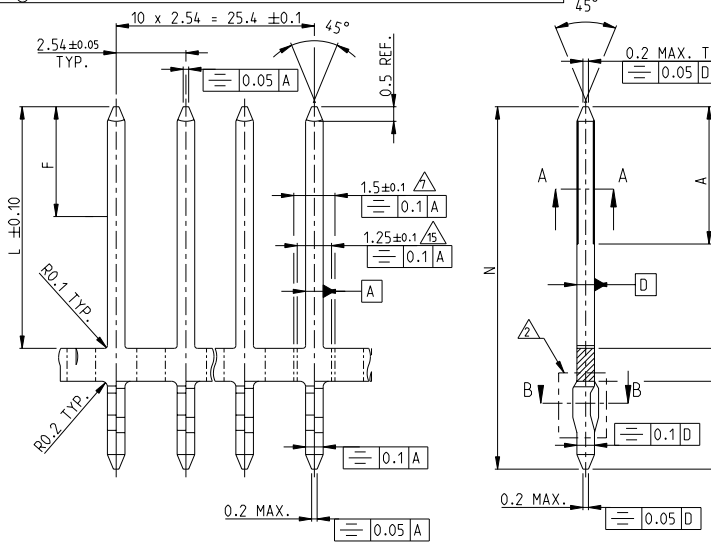

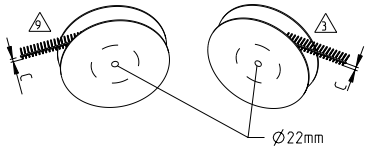

1 AT AREA F 0.8 µm GOLD OVER 1.2 µm NICKEL AT AREA N;
AT AREA C 5 µm TIN OVER 1.2 µm NICKEL

2 PRESS-IN AREA FOR 1.6mm PCB
REQUIREMENTS FOR PCB HOLE

PLATED HOLE:
DRILL-Ø: 1.0 ±0.025
Cu-THICHN.: 25 - 50 µm
Sn-THICKN.: 4 - 10 µm
FINISHED HOLE-Ø: 0.9 ±0.07

UNPLATED HOLE:
DRILL-Ø: 1.0 ±0.025
FOR SOLDER APPLICATION

ALTERNATIVE-PLATING:
Cu-THICKN.: 25 - 50 µm
Ni-THICKN.: 1.3 - 5 µm
Au-THICKN.: 0.05 - 0.2 µm

9 3 REEL UNIT 50.000 PIECES. REEL-Ø 600mm
REEL THICKNESS SEE TABLE

4 SOLDEABILITY ACC. TO IEC 60068 - 2 - 20; TEST Ta

5 AT AREA N 5 µm TIN OVER 1.2 µm NICKEL

6 AT AREA F 1-2 µm TIN; AT AREA C 5 µm TIN
OVER 1.2 µm NICKEL

15 7 CUT AREA FOR LOOSE PIECE PARTS DURING THE STITCHING INTO PCB
DIMENSION IS DETERMINED BY THE TOOL OF THE STITCHING MACHINE

8 1000 PIECES ARE PACKED INTO SHOCK-PROOF BOX
AND CLOSED WITH COVER

10 AT AREA N MIN. 2.5 µm TIN OVER 1.2 µm NICKEL

12 AT AREA N 1-2 µm TIN OVER 1.2 µm NICKEL

13 AT AREA F 2-4 µm TIN OVER NICKEL AT AREA N;
AT AREA C MIN. 1.2 µm TIN OVER NICKEL

14 AT AREA F 0.8 µm GOLD OVER 1.2 µm NICKEL AT AREA N;
AT AREA C 1.3-2.5 µm TIN OVER 1.2 µm NICKEL

17 OBSOLETE PARTS: OBSOLETE CIS STREAMLINING PER D.RENAUD/D.SINISI

18 OBSOLETE

SUR-FACE	A	F	L	ORDER NO. (STRIP)		ORDER NO. (LOOSE PIECE) 8			REEL THICKN.	ENVELOPE CIRCLE 16
	DIMENSION									
1	6.0	5.5	6.25	5-928776-8	4	-			30	Ø1.05±0.04
	6.7	6.7	7.05	5-928776-6		-			30	
13	8.0	8.0	16.8	2-928776-7		2-928836-7	18		44	Ø1.13±0.06
1	11.4	11.2	12.4	2-928776-6		2-928836-6	18		35	
	8.5	5.5	8.8	5-928776-4 17	4	5-928836-4	17		32	
6	8.5	6.0	8.8	3-928776-4		3-928836-4			32	
	6.7	6.7	7.05	3-928776-2		3-928836-2			30	
12	4.8	-	5.6	2-928776-5		2-928836-5	17		30	
10	8.0	-	10.8	2-928776-3		2-928836-3			35	
5	6.7	-	7.05	2-928776-2		2-928836-2			30	
10	19.0	-	20.1	2-928776-1	18	2-928836-1	18		44	
1	6.0	5.5	6.25	2-928776-0	4 3	2-928836-0	18	7	30	
10	4.0	-	4.0	1-928776-9		1-928836-9	18		30	
	6.0	-	8.3	1-928776-8		1-928836-8	17		32	
1	8.0	8.0	16.8	1-928776-7	4	1-928836-7	17		44	
10	11.4	-	12.4	1-928776-6		1-928836-6			35	
14	4.8	4.8	5.6	1-928776-5		1-928836-5			30	
	8.5	8.5	8.8	1-928776-4		1-928836-4			32	
	8.0	8.0	10.8	1-928776-3		1-928836-3			35	
1	6.7	6.7	7.05	1-928776-2	4	1-928836-2			30	
	19.0	19.0	20.1	1-928776-1 17		1-928836-1			44	

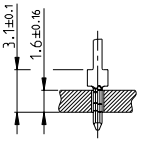

ROTATION PERMITTED

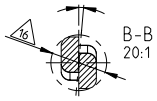

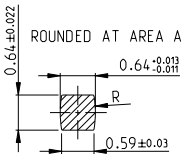

THIS DRAWING IS A CONTROLLED DOCUMENT FOR TYCO ELECTRONICS CORPORATION. IT IS SUBJECT TO CHANGE AND MUST BE CONTROLLED AS PROPRIETARY INFORMATION. SHOULD BE CONTACTED FOR THE LATEST REVISION.

DIMENSIONS: mm

TOLERANCES UNLESS OTHERWISE SPECIFIED:
0 PLC ±0.2
1 PLC ±0.2
2 PLC ±0.2
3 PLC ±-
4 PLC ±-
ANGLES ±3°

MATERIAL -
FINISH -

DWN	A.HOFFMANN	15JUN1986
CHK	M.SCHAARSCHMIDT	15JUN1986
APVD	D.FELDMEIER	15JUN1986
PRODUCT SPEC	-	
APPLICATION SPEC	-	
WEIGHT	-	

Tyco Electronics

Tyco Electronics. AMP GmbH
64625 Bensheim (Germany)

NAME: AMPMODU II ACTION PIN FOR HOLE DIAMETER 0.9mm
-

SIZE	CAGE CODE	DRAWING NO	RESTRICTED TO
A2	00779	C-928776	-

CUSTOMER DRAWING | SCALE 10:1 | SHEET 2 OF 2 | REV Y3

AMP 147I-9 REV 31MAR2000

Downloaded from Elcodis.com electronic components distributor