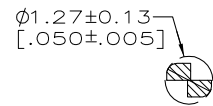
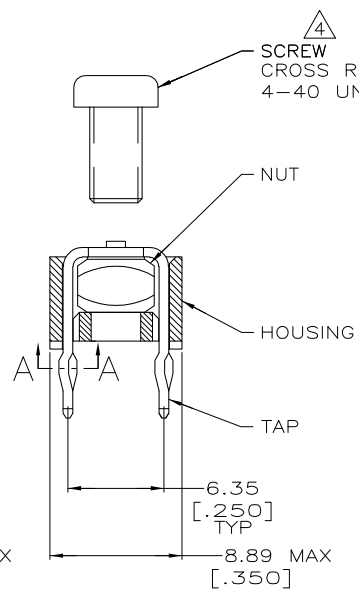
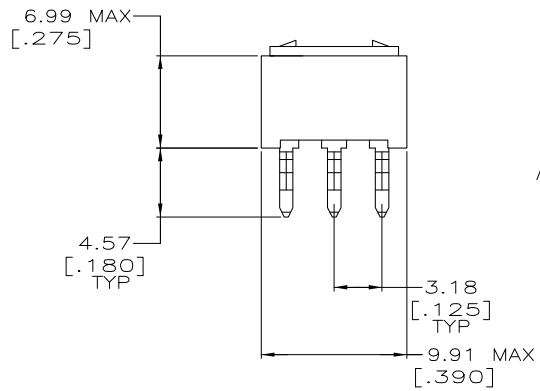


THIS DRAWING IS UNPUBLISHED. RELEASED FOR PUBLICATION
 © COPYRIGHT BY TYCO ELECTRONICS CORPORATION. ALL RIGHTS RESERVED.

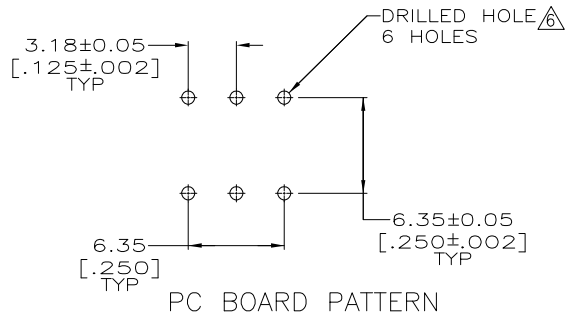
LOC	DIST	REVISIONS				
AR	36	P	LTR	DATE	DWN	APVD
		A	REV PER EC	OS12-0573-04	05-05-05	JA SF



SECTION A-A
 SCALE 10:1
 6 PLACES



- 1. HOUSING: NYLON UL 94V-0, BLACK.
 NUT: CARBON STEEL.
 SCREW: STAINLESS STEEL.
 TAP: COPPER ALLOY 735.
- 2. NUT: 5.08 μm [.000200] MIN ZINC OVER
 1.27 μm [.000050] MIN NICKEL.
 TAP: 3.81 μm [.000150] MIN MATTE TIN OVER
 1.27 μm [.000050] MIN NICKEL.
- 3. TO PREVENT THREAD STRIPPING, SCREW TORQUE
 SHOULD NOT EXCEED .9Nm [8.00 IN LBS].
- 4. SUPPLIED UNASSEMBLED.
- 5. BULK PACKAGED.
- 6. REFERENCE APPLICATION SPECIFICATION
 114-11000 FOR DRILL HOLE SIZES
 AND FINISHES.



5796131-2
 PART NUMBER

THIS DRAWING IS A CONTROLLED DOCUMENT.		DWN J. ALCORTA	05-05-05		Tyco Electronics Corporation Harrisburg, Pa 17105-3608	
DIMENSIONS: mm [INCHES]		CHK A. FRANTUM	05-05-05		NAME S. FLICKINGER	
TOLERANCES UNLESS OTHERWISE SPECIFIED:		APVD S. FLICKINGER	05-05-05	PRODUCT SPEC 108-11030		
0 PLC ± -				APPLICATION SPEC 114-11000		
1 PLC ± -				SIZE CAGE CODE DRAWING NO A3 00779 C=5796131		
2 PLC ± -				RESTRICTED TO		
3 PLC ± 0.25 [.010]				WEIGHT -		
4 PLC ± -				CUSTOMER DRAWING		
ANGLES ± 2'				SCALE 1:1 SHEET 1 OF 1 REV A		