

4

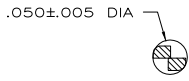
3

2

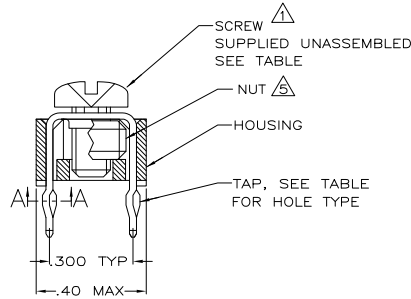
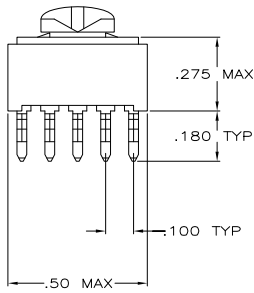
1

THIS DRAWING IS UNPUBLISHED. RELEASED FOR PUBLICATION. BY TYCO ELECTRONICS CORPORATION. ALL RIGHTS RESERVED.

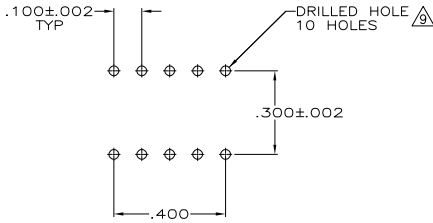
LOC	DIST	REVISIONS					
GP	00	F	LNK	DESCRIPTION	DATE	MIN	APD
		A		REV PER EC 0512-0573-04	05-04-05	JA	SF



SECTION A-A  
SCALE 10:1  
10 PLACES



- ⚠ TO PREVENT THREAD STRIPPING, SCREW TORQUE SHOULD NOT EXCEED 9 IN LBS.
- ⚠ TAP HOLE IS 6-32UNC-2B, TWO MIN THREADS.
- ⚠ TAP HOLE IS M4 X 0.7, TWO MIN THREADS.
- ⚠ PACKAGED BULK.
- ⚠ NUT INCREASES TORQUE VALUE TO 26 IN LBS.
- ⚠ HOUSING: NYLON UL 94V-0. TAP: COPPER ALLOY 735, .025 THICK.
- ⚠ TAP: .000150 MATTE TIN OVER .000050 NICKEL.
- ⚠ CLEARANCE HOLE FOR A 6-32 SCREW.
- ⚠ REFERENCE APPLICATION SPECIFICATION 114-11000 FOR DRILL HOLE SIZES AND FINISHES



PC BOARD PATTERN

⚠	⚠	⚠	BLACK	⚠ YES (W/NUT)	NO	1-5055556-3
⚠	⚠	⚠	BLACK	⚠ YES (W/NUT)	993879-1	1-5055556-2
⚠	⚠	⚠	BLACK	YES	M4 X 0.7 X 6MM	5055556-9
⚠	⚠	⚠	BLACK	YES	993879-1	5055556-4
⚠	⚠	⚠	BLACK	YES	NO	5055556-3
PACKAGE	FINISH	HOLE TYPE	HOUSING COLOR	HOUSING AND TAP ASSEMBLED	SCREW	PART NO.

DIMENSIONS:		TOLERANCES UNLESS OTHERWISE SPECIFIED:		DRAWN BY: J. ALCORTA 05-04-05		CHECKED BY: A. FRANTUM 05-04-05		APPROVED BY: S. FLICKINGER 05-04-05		DATE: 05-04-05	
INCHES:		0 PLC	a -	PRODUCT SPEC: 108-11030		TYCO ELECTRONICS		TYCO ELECTRONICS CORPORATION		HARRISBURG, PA 17105-3608	
1 PLC	a -	1 PLC	a -	APPLICATION SPEC: 114-11000		TAP ASSEMBLY, POWER DISTRIBUTION		SIZE: A2		CASE CODE: 00779	
2 PLC	a -	2 PLC	a -	MATERIAL: NYLON UL 94V-0		DRAWING NO: C-5055556		RESTRICTED TO:		SCALE: 4:1	
3 PLC	a -	3 PLC	a -	FINISH: 6-32UNC-2B		CUSTOMER DRAWING		SHEET: 1 OF 1		REV: A	
4 PLC	a -	4 PLC	a -	ANGLE: 90°							