

4

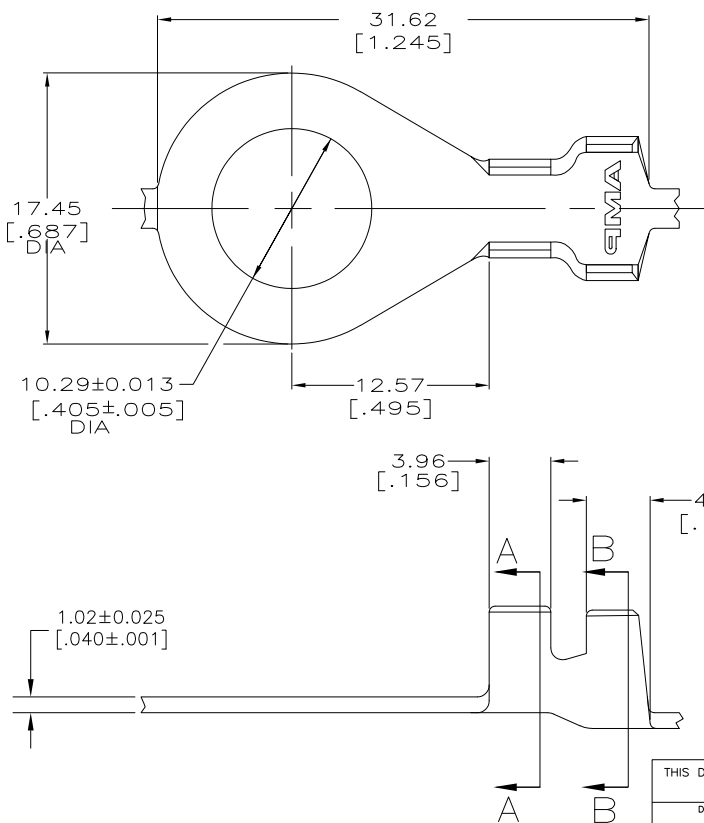
3

2

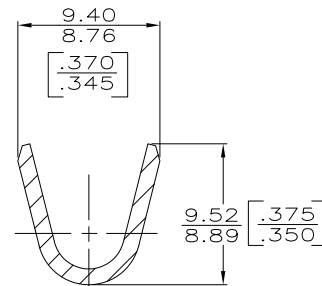
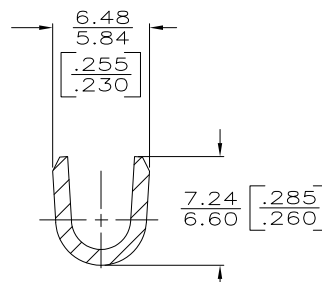
1

THIS DRAWING IS UNPUBLISHED. RELEASED FOR PUBLICATION
 © COPYRIGHT - BY TYCO ELECTRONICS CORPORATION. ALL RIGHTS RESERVED.

LOC	DIST	REVISIONS			
P	LTR	DESCRIPTION	DATE	DWN	APVD
AF	50				
		REVISED PER ECR-10-006099	07JUL10	HMR	PD



- CONTINUOUS STRIP ON REEL.
- 0.00381-0.00635 [.000150-.000250] TIN PLATE PER MIL-T-10727 OVER 0.00127 [.000050] MIN NICKEL UNDERPLATE PER QQ-N-290.
- WIRE RANGE IS 12-8 AWG
- INSULATION RANGE IS 3.81-5.59 [.150-.220] DIA



SECTION A-A

SECTION B-B

	42947-3
TIN	42947-2
FINISH	PART NO.
RING	
SIZE	CAGE CODE
A3	00779
DRAWING NO	42947
RESTRICTED TO	REV
	P

THIS DRAWING IS A CONTROLLED DOCUMENT.

DIMENSIONS:	TOLERANCES UNLESS OTHERWISE SPECIFIED:
INCHES	
0 PLC	± -
1 PLC	± -
2 PLC	± 0.25 [010]
3 PLC	± -
4 PLC	± -
ANGLES	± -

MATERIAL: 082 BRASS
 FINISH: SEE TABLE

DWN	25/JAN/96
CHK	PHILLIP M. FORTNEY
APVD	25/JAN/96
NAME	JEFF R RUTH
PRODUCT SPEC	MARK BARNABA
APPLICATION SPEC	
WEIGHT	
CUSTOMER DRAWING	

		Tyco Electronics Corporation Harrisburg, PA 17105	
SIZE	CAGE CODE	DRAWING NO	RESTRICTED TO
A3	00779	42947	REV
SCALE		SHEET	OF
4:1		1	1