

4

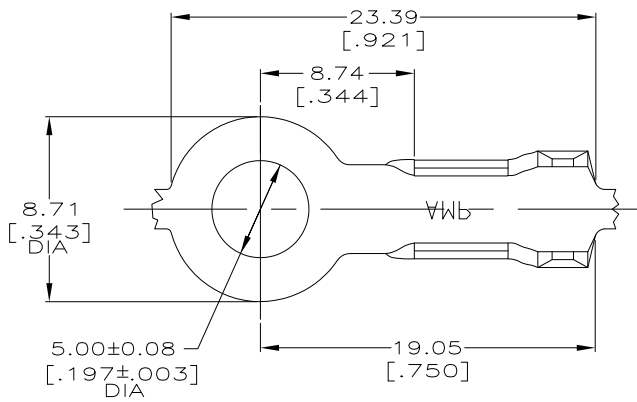
3

2

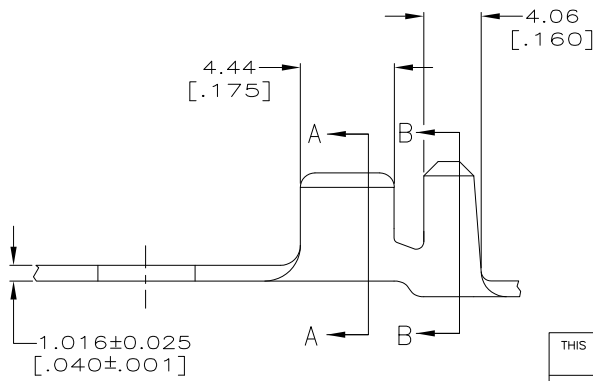
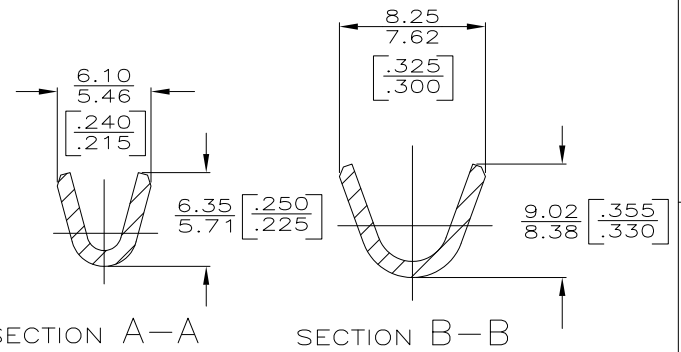
1

THIS DRAWING IS UNPUBLISHED. RELEASED FOR PUBLICATION
 © COPYRIGHT - BY TYCO ELECTRONICS CORPORATION. ALL INTERNATIONAL RIGHTS RESERVED.

LOC	DIST	REVISIONS			
P	LTR	DESCRIPTION	DATE	DWN	APVD
AF	50	J	REVISED PER ECR-10-006099	07JUL10	HMR PD



1. CONTINUOUS STRIP ON REEL.



TIN	4.32-5.33 DIA	[12-10] AWG	42864-2
-	[.170-.210]		42864-1
FINISH	INSULATION RANGE	WIRE RANGE	PART NO

THIS DRAWING IS A CONTROLLED DOCUMENT.		DWN PHILLIP M. FORTNEY 27/JUN/95	Tyco Electronics Corporation Harrisburg, PA 17105-3608	
DIMENSIONS: mm [INCHES]		CHK JEFF R RUTH 27/JUN/95	NAME RING	
TOLERANCES UNLESS OTHERWISE SPECIFIED:		APVD GARY YETTER 27/JUN/95	RESTRICTED TO	
0 PLC	± -	PRODUCT SPEC	-	
1 PLC	± -	APPLICATION SPEC	-	
2 PLC	± 0.38 [015]	WEIGHT	-	
3 PLC	± -	SIZE	A3	
4 PLC	± -	CAGE CODE	00779	
ANGLES	± -	DRAWING NO	C-42864	
MATERIAL	FINISH	SCALE	SHEET 1 OF 1	
082 BRASS	SEE TABLE	CUSTOMER DRAWING	REV J	