

4

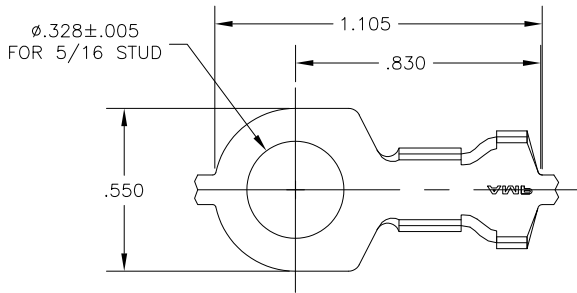
3

2

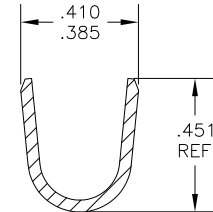
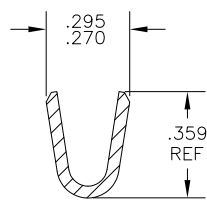
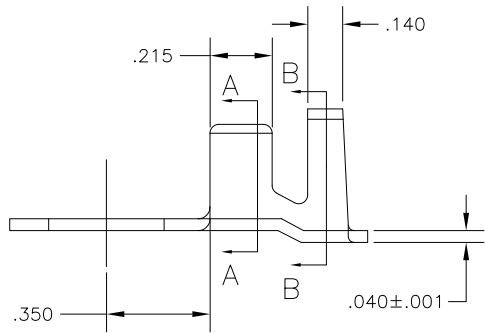
1

THIS DRAWING IS UNPUBLISHED. RELEASED FOR PUBLICATION
 © COPYRIGHT - BY TYCO ELECTRONICS CORPORATION. ALL RIGHTS RESERVED.

LOC		DIST		REVISIONS			
P	LTR	DESCRIPTION		DATE	DWN	APVD	
AF	50	R		REVISED PER ECR-10-006099	07JUL10	HMR	PD



1. CONTINUOUS STRIP ON REELS
2. WIRE SIZE IS #10-#6 AWG
3. INSULATION RANGE IS .220-.315 DIA
- △ 4. REVERSE REELED



△ 4	42913-3
	42913-2
	PART NO

THIS DRAWING IS A CONTROLLED DOCUMENT.		DWN jr_ruth 08FEB05	Tyco Electronics Corporation Harrisburg, PA 17105	
DIMENSIONS: INCHES	TOLERANCES UNLESS OTHERWISE SPECIFIED:	CHK D_DECKER 08FEB05	NAME	
	0 PLC ± -	APVD D_DECKER 08FEB05	RING TONGUE	
	1 PLC ± -	PRODUCT SPEC	SIZE CAGE CODE DRAWING NO	
	2 PLC ± -	APPLICATION SPEC	A3 00779 C-42913	
	3 PLC ± .015	WEIGHT	RESTRICTED TO	
4 PLC ± -	FINISH	CUSTOMER DRAWING		
ANGLES ± 5°	TIN	SCALE 3:1 SHEET 1 OF 1 REV R		
MATERIAL 081 BRASS				

AMP 1470-19 REV 31MAR2000