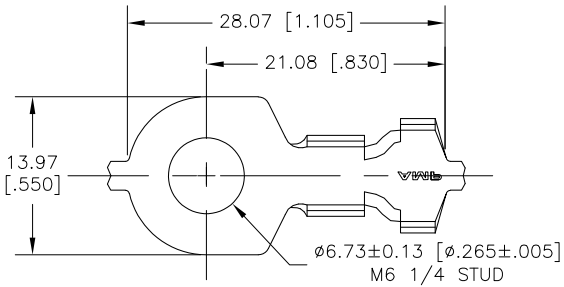
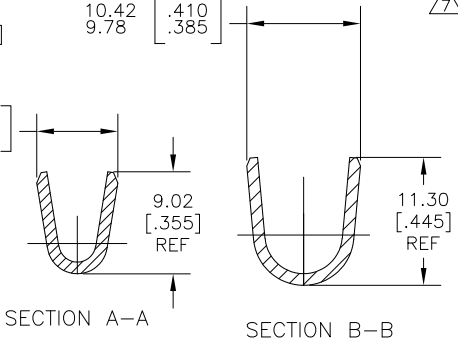
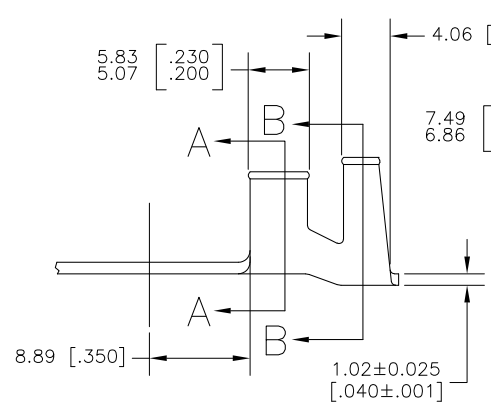


THIS DRAWING IS UNPUBLISHED. RELEASED FOR PUBLICATION
 © COPYRIGHT BY TYCO ELECTRONICS CORPORATION. ALL RIGHTS RESERVED.

LOC	DIST	REVISIONS					
AF	50	P	LTR	DESCRIPTION	DATE	DWN	APVD
		R		REVISED PER ECR-10-006099	07JUL10	HMR	PD



1. CONTINUOUS STRIP ON REELS.
 3. WIRE SIZE IS [10-6] AWG.
 4. INSULATION RANGE IS 5.59-8.00 [.220-.315] DIA
- △5 SPECIAL REELING FOR FOREIGN PRODUCTION ONLY.
 - △6 PRILIMINARY - NOT FOR PRODUCTION.
 - △7 SPECIAL PACKAGING.



△△	TIN	42899-4
	TIN	△ 42899-3
	TIN	42899-2
	NONE	42899-1
	FINISH	PART NO.

THIS DRAWING IS A CONTROLLED DOCUMENT.		DWN	JR RUTH	12JUL00	Tyco Electronics Corporation Harrisburg, PA 17105-3608
DIMENSIONS: mm [INCHES]		CHK	MS FEHER	12JUL00	
TOLERANCES UNLESS OTHERWISE SPECIFIED:		APVD	D DECKER	12JUL00	
0 PLC ± - 1 PLC ± - 2 PLC ± - 3 PLC ± 0.38[.015] 4 PLC ± - ANGLES ± -		NAME	RING TONGUE		
MATERIAL	T1 BRASS	FINISH	SEE TABLE	WEIGHT	-
CUSTOMER DRAWING				SCALE	3:1
				SHEET	1 of 1
				REV	R

AMP 1470-19 REV 31MAR2000