

4

3

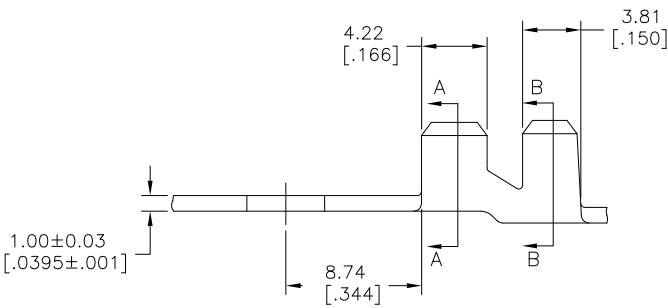
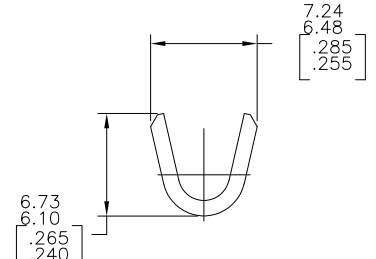
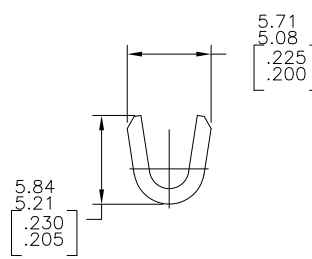
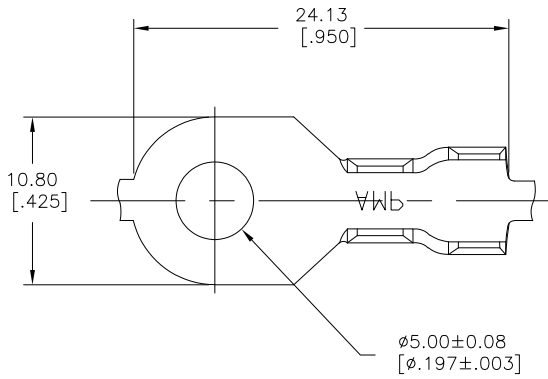
2

1

THIS DRAWING IS UNPUBLISHED. RELEASED FOR PUBLICATION
 © COPYRIGHT - BY TYCO ELECTRONICS CORPORATION. ALL INTERNATIONAL RIGHTS RESERVED.

LOC	DIST	REVISIONS				
P	LTR	DESCRIPTION	DATE	DWN	APVD	
AF	50					
	U1	REVISED PER ECR-09-001244	05MAR09	HMR	JR	

1 CONTINUOUS STRIP ON REELS



#10	2.0-3.0 mm ² [14-12]	3.30-4.57 [.130-.180]	40960
STUD SIZE	WIRE RANGE	INSULATION RANGE	PART NO

THIS DRAWING IS A CONTROLLED DOCUMENT.		DWN RAGHAVENDRA OSMAR09	Tyco Electronics Corporation	
DIMENSIONS: mm [INCHES]		CHK JEFF RUTH OSMAR09	Harrisburg, PA 17105-3608	
TOLERANCES UNLESS OTHERWISE SPECIFIED:		APVD DON DECKER OSMAR09	RING	
0 PLC ± -		PRODUCT SPEC	SIZE CAGE CODE DRAWING NO	
1 PLC ± -		APPLICATION SPEC	A3 00779 C-40960	
2 PLC ± -		WEIGHT	RESTRICTED TO	
3 PLC ± 0.38[.015]				
4 PLC ± -				
ANGLES ±				
MATERIAL: BRASS	FINISH: TIN	CUSTOMER DRAWING	SCALE: 4:1	SHEET 1 OF 1 REV U1