

4

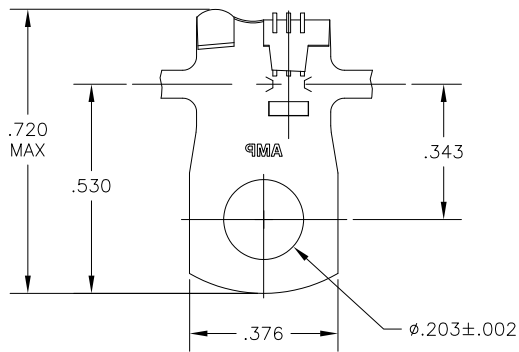
3

2

1

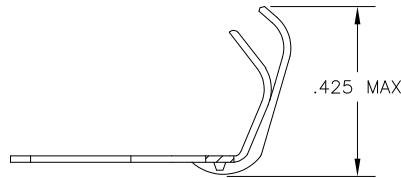
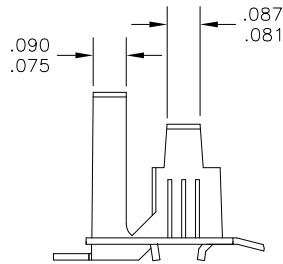
THIS DRAWING IS UNPUBLISHED. RELEASED FOR PUBLICATION
 © COPYRIGHT - BY TYCO ELECTRONICS CORPORATION. ALL RIGHTS RESERVED.

LOC	DIST	REVISIONS			
P	LTR	DESCRIPTION	DATE	DWN	APVD
AF	50	B	REVISED PER ECR-10-006099	30JUN10	HMR PD



1. CONTINUOUS STRIP ON REELS
2. WIRE SIZE IS #18-#12 AWG
3. INSULATION RANGE IS .110-.210 DIA

- △5 .000200 MIN NICKEL PLATE
- △6 PRE PRODUCTION - FASR REQUIRED
- △7 OBSOLETE PARTS: OBSOLETE CIS STREAMLINING PER D.RENAUD/D.SINISI



△7	△5	T2 CR STEEL	△6	42191-4
	TIN	4M BRASS		42191-1
	FINISH	MATERIAL		PART NO

THIS DRAWING IS A CONTROLLED DOCUMENT.		DWN jr_ruth 10MAR06	Tyco Electronics Corporation Harrisburg, PA 17105-3608	
DIMENSIONS: INCHES	TOLERANCES UNLESS OTHERWISE SPECIFIED:	CHK D DECKER 10MAR06	NAME	
	0 PLC ± -	APVD D DECKER 10MAR06	PRODUCT SPEC	
	1 PLC ± -		APPLICATION SPEC	
	2 PLC ± -		WEIGHT	
	3 PLC ± .010		SIZE CAGE CODE DRAWING NO RESTRICTED TO	
MATERIAL SEE TABLE	FINISH SEE TABLE	4. PLC ± -	4. ANGLES ± 5°	4. WEIGHT
		CUSTOMER DRAWING		SCALE 4:1 SHEET 1 OF 1 REV B