

4

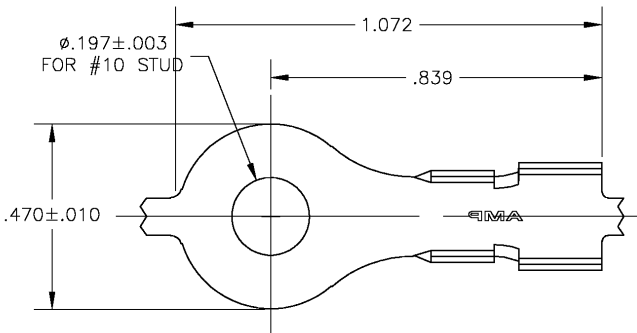
3

2

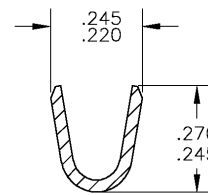
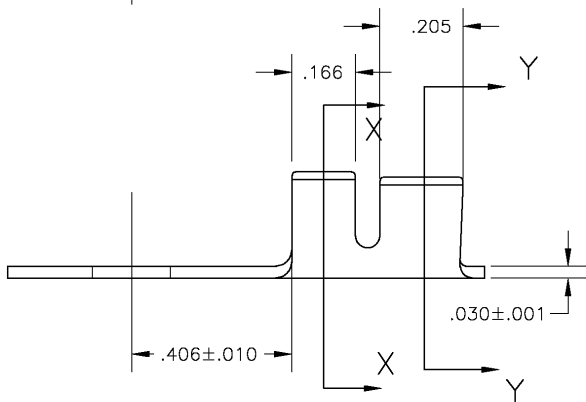
1

THIS DRAWING IS UNPUBLISHED. RELEASED FOR PUBLICATION
 © COPYRIGHT BY TYCO ELECTRONICS CORPORATION. ALL RIGHTS RESERVED.

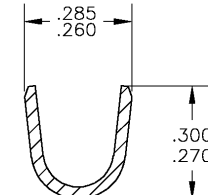
LOC		DIST		REVISIONS			
P	LTR	DESCRIPTION		DATE	DWN	APVD	
	C	REV PER OG3A-0385-03		19JUN03	jr	DD	



- CONTINUOUS STRIP ON REELS
- WIRE SIZE IS 12-10 AWG
- INSULATION RANGE IS .150-.210 DIA



SECTION X-X



SECTION Y-Y

42722-1
 PART NO

THIS DRAWING IS A CONTROLLED DOCUMENT.		DWN jr ruth 19JUN03	19JUN03		tyco Electronics		Tyco Electronics Corporation Harrisburg, PA 17105		
DIMENSIONS: INCHES		CHK D DECKER 19JUN03	19JUN03		NAME D DECKER		RING TONGUE		
TOLERANCES UNLESS OTHERWISE SPECIFIED:		APVD D DECKER 19JUN03	19JUN03		PRODUCT SPEC		-		
0 PLC ± -		APPLICATION SPEC		SIZE		CAGE CODE		DRAWING NO	
1 PLC ± -		WEIGHT		A3		00779		C-42722	
2 PLC ± -		CUSTOMER DRAWING		SCALE		4:1		SHEET	
3 PLC ± .015		SCALE		4:1		1		OF	
4 PLC ± -		SCALE		4:1		1		REV	
ANGLES ± 1°		SCALE		4:1		1		C	
MATERIAL 082 BRASS		SCALE		4:1		1		REV	
FINISH		SCALE		4:1		1		REV	

AMP 1470-19 REV 31MAR2000

C:\ENGapps\TECacad\4.0\bin\