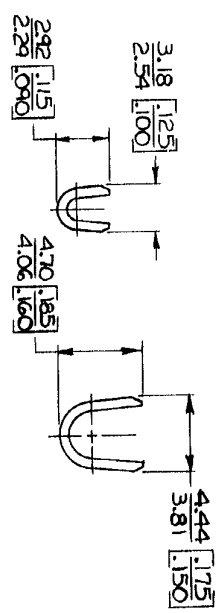
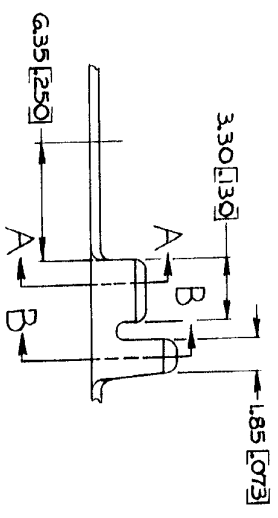
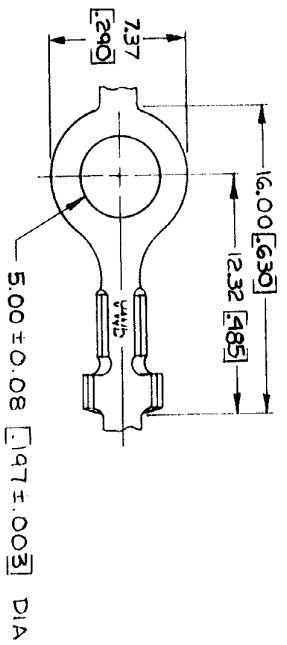


DRAWING MADE IN THIRD ANGLE PROJECTION

© COPYRIGHT 1964 BY AMP INCORPORATED, HARRISBURG, PA. ALL INTERNATIONAL RIGHTS RESERVED. AMP INCORPORATED PRODUCTS COVERED BY U. S. AND FOREIGN PATENTS AND/OR PATENTS PENDING.



1. CONTINUOUS STRIP OR BELLS  
2. DIMENSIONS IN BRACKETS  
ARE IN INCHES.

**METRIC**

REVISIONS		Loc	AF	DIST	SO	
P	F	ZONE	LTR	DESCRIPTION	DATE	APPROVED
1				REDRAWN & REVISED	4-29-72	6/22/78 <i>DR</i>

STUD SIZE	02-02.6 mm <sup>2</sup>	WIRE RANGE	[24-20]	INSULATION RANGE	080-100	FINISH	TIN	MATERIAL	0.5 BRASS [020]	PART NO	41582
UNLESS OTHERWISE SPECIFIED, TOLERANCES ON DIMENSIONS ARE IN INCHES AND ANGLES IN DEGREES	CONTRACT NO.		DR. <i>Shawcross</i> 6/22/78		CHK. <i>R. J. Langley</i> 7/25/78		APP. <i>W. J. Langley</i> 7-25-78		NAME RING		
MATERIAL	SEE TABLE		DESIGN APPD		OTHER APPD		SCALE		B 00779 41582		
FINISH	SEE TABLE		OTHER APPD		SCALE		B 00779 41582			DRAWING NO	

**CUSTOMER DRAWING**

AMP 1470-15 (7-73)