

4

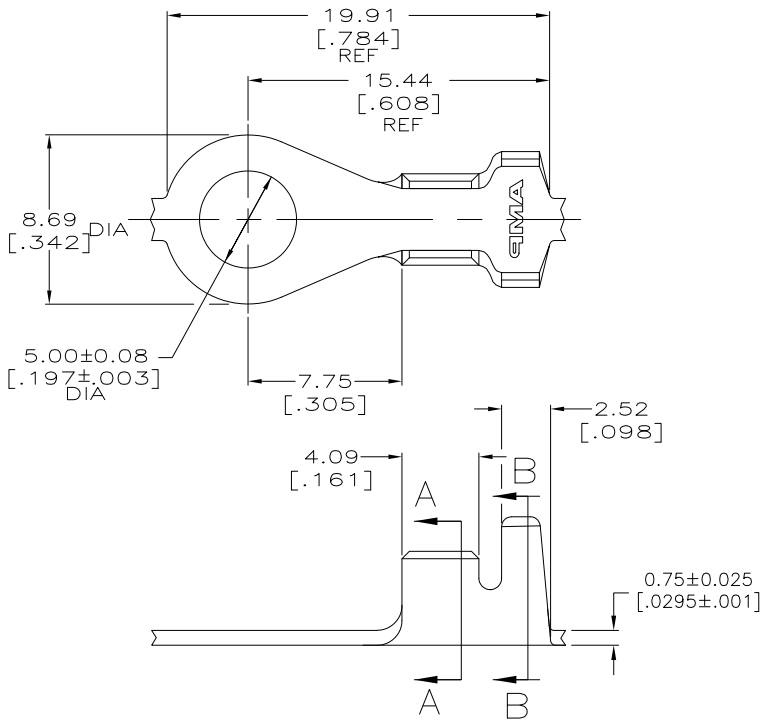
3

2

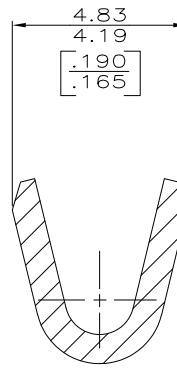
1

THIS DRAWING IS UNPUBLISHED. RELEASED FOR PUBLICATION  
 © COPYRIGHT - BY TYCO ELECTRONICS CORPORATION. ALL INTERNATIONAL RIGHTS RESERVED.

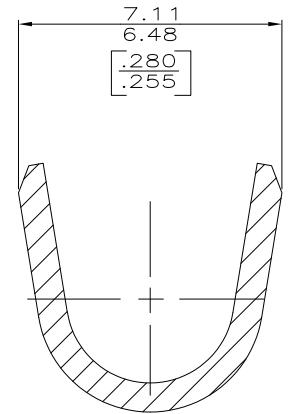
LOC	DIST	REVISIONS			
P	LTR	DESCRIPTION	DATE	DWN	APVD
AF	50	L	REVISED PER ECR-08-008189	24NOV08	HMR DD



- CONTINUOUS STRIP ON REEL.
- WIRE SIZE IS [18-14] AWG
- INSULATION RANGE IS 3.56-4.83 [.140-.190] DIA



SECTION A-A  
SCALE 10:1



SECTION B-B  
SCALE 10:1

TIN PLATING	61397-1
FINISH	PART NUMBER

THIS DRAWING IS A CONTROLLED DOCUMENT.		DWN PHILLIP M. FORTNEY 27/MAY/97	Tyco Electronics Corporation Harrisburg, PA 17105-3608	
DIMENSIONS: mm [INCHES]		CHK JEFF R RUTH 27/MAY/97	NAME GARY YETTER 27/MAY/97	
TOLERANCES UNLESS OTHERWISE SPECIFIED:		PRODUCT SPEC	RESTRICTED TO	
0 PLC ± -		APPLICATION SPEC	-	
1 PLC ± -		WEIGHT	-	
2 PLC ± 0.25 [0.010]		SIZE	CAGE CODE	DRAWING NO
3 PLC ± -		A3	00779	61397
4 PLC ± -		CUSTOMER DRAWING		SCALE 5:1
ANGLES ± -		SHEET 1 OF 1		REV L
MATERIAL	FINISH	TERMINAL, RING		
082 BRASS	SEE TABLE			