

4

3

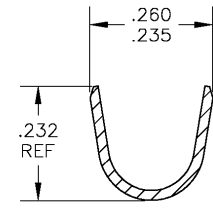
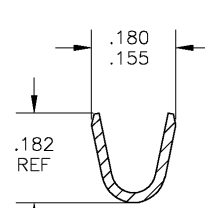
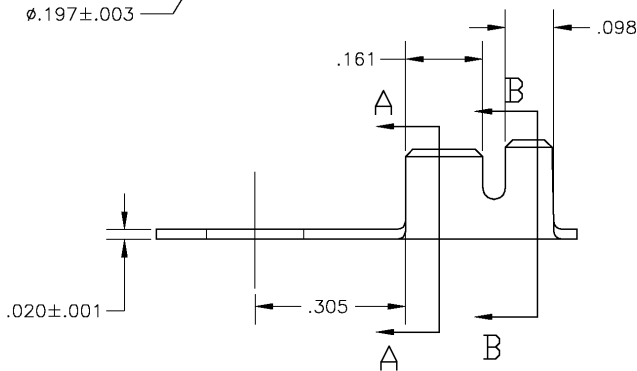
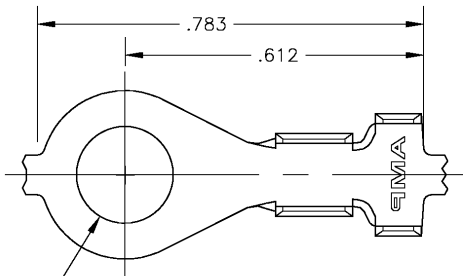
2

1

THIS DRAWING IS UNPUBLISHED. RELEASED FOR PUBLICATION
 © COPYRIGHT - BY TYCO ELECTRONICS CORPORATION. ALL RIGHTS RESERVED.

LOC	DIST	REVISIONS			
P	LTR	DESCRIPTION	DATE	DWN	APVD
AF	50	F	REV PER OG3A-0844-04	26OCT04	JR DD

- 1 CONTINUOUS STRIP ON REELS
- 2 WIRE SIZE IS #18-#14 AWG
- 3 INSULATION RANGE IS .120-.175 DIA
- 4 REEL WITH INTERLEAVING PAPER
- 5 PRELIMINARY - NOT FOR PRODUCTION



SECTION A-A

SECTION B-B

FINISH	MATERIAL	PART NO
UNPLATED	NICKEL-SILVER	350199-3
.000075 MIN NICKEL	T3 STEEL	350199-2
.000075 MIN NICKEL	T3 STEEL	350199-1

THIS DRAWING IS A CONTROLLED DOCUMENT.		DWN jr ruth 22OCT04	Tyco Electronics Corporation Harrisburg, Pa 17105-3608	
DIMENSIONS: INCHES	TOLERANCES UNLESS OTHERWISE SPECIFIED:	CHK D DECKER 22OCT04	NAME RING TONGUE	
	0 PLC ± -	APVD D DECKER 22OCT04	PRODUCT SPEC	
	1 PLC ± -	PRODUCT SPEC	-	
	2 PLC ± -	APPLICATION SPEC	-	
	3 PLC ± .010	WEIGHT	-	
	4 PLC ± -	SIZE	A3	00779
	ANGLES ± 5°	DRAWING NO	C-350199	
MATERIAL SEE TABLE	FINISH .000075 MIN NICKEL	RESTRICTED TO	-	
CUSTOMER DRAWING		SCALE	1:1	SHEET 1 OF 1