

4

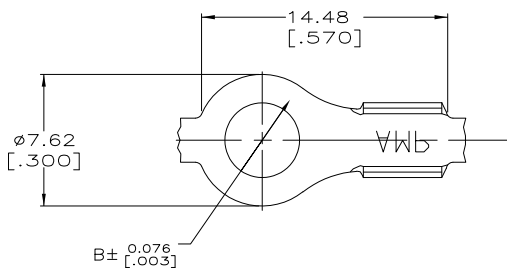
3

2

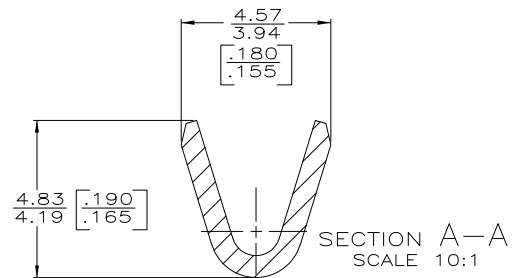
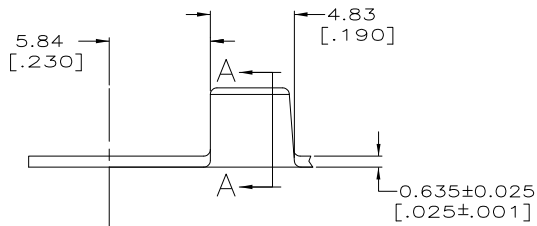
1

THIS DRAWING IS UNPUBLISHED. RELEASED FOR PUBLICATION
 © COPYRIGHT - BY TYCO ELECTRONICS CORPORATION. ALL INTERNATIONAL RIGHTS RESERVED.

LOC	DIST	REVISIONS			
P	LTR	DESCRIPTION	DATE	DWN	APVD
AF	50				
	C2	REVISED PER ECR-08-008189	24NOV08	HMR	DD



$B \pm 0.076$
 $[\pm .003]$



- 1 CONTINUOUS STRIP ON REELS.
- △ 2 TIN PLATING.
- 3 WIRE RANGE: 0.8–2.0mm² [18–14] AWG.
- △ 4 PACKAGED WITH INTERLEAVING PAPER.
- △ 5 PRELIMINARY – NOT FOR PRODUCTION.

△ 4	.171	△ 5	42111-4
	.197		42111-3
	.171		42111-2
	.145		42111-1
B DIMENSION		PART NUMBER	

F	WIDTH	HEIGHT	WIRE
TYPE	3.56 [.140]	2.21[.087] 2.03[.080] 1.93[.076]	2.0mm ² [14] 1.3mm ² [16] 0.8mm ² [18]
		±0.051[±.002]	

DIMENSIONS:		TOLERANCES UNLESS OTHERWISE SPECIFIED:	
mm [INCHES]			
0 PLC	± -	0 PLC	± -
1 PLC	± -	1 PLC	± -
2 PLC	± -	2 PLC	± -
3 PLC	± 0.38 [.015]	3 PLC	± -
4 PLC	± -	4 PLC	± -
ANGLES	± -	ANGLES	± -

MATERIAL	FINISH	WEIGHT	SIZE	CAGE CODE	DRAWING NO	RESTRICTED TO
#1 HARD BRASS	△ 2	-	A3	00779	42111	-

THIS DRAWING IS A CONTROLLED DOCUMENT.		DWN		09AUG2006	
		MICHAEL S. FEHER		Tyco Electronics Corporation	
		CHK		09AUG2006	
		DONALD F. DECKER		Harrisburg, PA 17105-3608	
		APVD		09AUG2006	
		DONALD F. DECKER		NAME	
		PRODUCT SPEC		RING	
		APPLICATION SPEC		SIZE	
		WEIGHT		CAGE CODE	
		CUSTOMER DRAWING		DRAWING NO	
		SCALE 5:1		SHEET 1 OF 1	
		REV C2			

1470-19 (1/08)