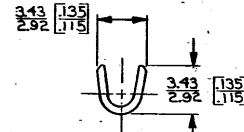
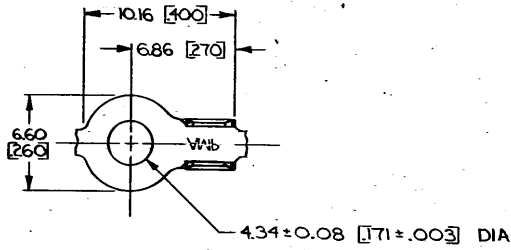


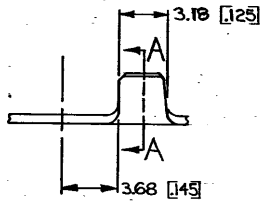
DRAWING MADE IN THIRD ANGLE PROJECTION

© COPYRIGHT 1969 BY AMP INCORPORATED, HARRISBURG, PA.
ALL INTERNATIONAL RIGHTS RESERVED. AMP INCORPORATED PRODUCTS
COVERED BY U. S. AND FOREIGN PATENTS AND/OR PATENTS PENDING.

		REVISIONS				
P	F	ZONE	LTR	DESCRIPTION	DATE	APPROVED
✓			A	REDRAWN & REVISED H-3943	1/26/78	SS
	✓		B	REVISED PER A-6127	9/19/88	SS/44
			C	REVISED AF1947	8/10/88	SS/44



SECT. A-A



- 1. CONTINUOUS STRIP ON REELS.
- 2. DIMENSIONS IN BRACKETS ARE IN INCHES.

METRIC

M 4 * 8	0.5-1.4 mm ² [20-16]	NONE	0.51 [020] BRASS	40749
STUD SIZE	WIRE RANGE	FINISH	MATERIAL	PART NO
UNLESS OTHERWISE SPECIFIED DIMENSIONS ARE IN MILLIMETERS. TOLERANCES ON: DECIMALS ± 0.08 [045] ANGLES ± 1°		CONTRACT NO		
MATERIAL SEE TABLE		DR <i>S. Maguire</i> 4/26/78		
FINISH SEE TABLE		CHK <i>S. Maguire</i> 7/27/78		
		APPR <i>R.D. Frank</i> 8-1-78		
		APPR <i>C. J. G. B. I. 78</i>		
		DSGN APPD		
		OTHER APPD		
		NAME RING		
		SIZE B	CODE IDENT NO 00779	DRAWING NO 40749
		SCALE		SHEET

CUSTOMER DRAWING