

4

3

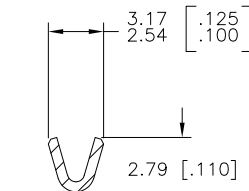
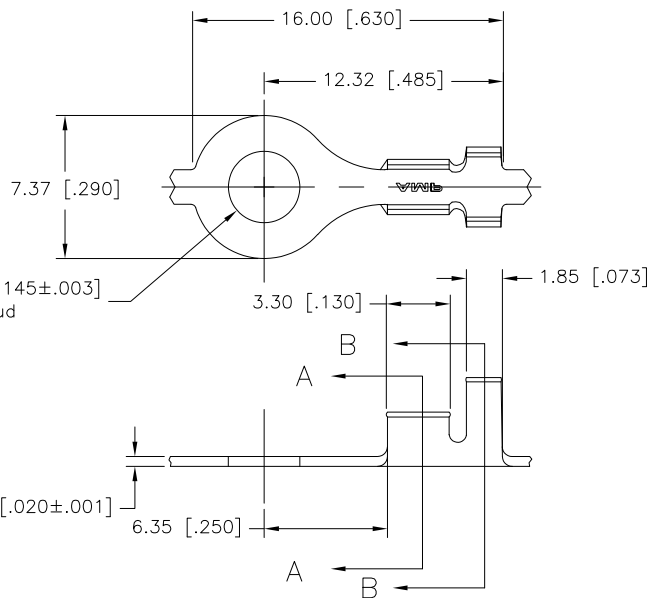
2

1

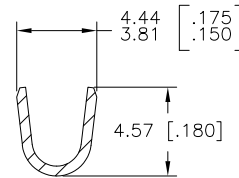
THIS DRAWING IS UNPUBLISHED. RELEASED FOR PUBLICATION  
 © COPYRIGHT - BY TYCO ELECTRONICS CORPORATION. ALL INTERNATIONAL RIGHTS RESERVED.

LOC		DIST		REVISIONS				
P	LTR	DESCRIPTION			DATE	DWN	APVD	
AF	50	J		REVISED PER ECR-08-008189	24NOV08	HMR	DD	

- CONTINUOUS STRIP ON REELS.
- WIRE SIZE IS [#24-#20] AWG.
- INSULATION RANGE IS 2.03-2.54 [.080-.100] DIA.



SECTION A-A



SECTION B-B

41580  
PART NO.

THIS DRAWING IS A CONTROLLED DOCUMENT.		DWN J RUTH 22JUL00	Tyco Electronics Corporation Harrisburg, PA 17105-3608	
DIMENSIONS: mm [INCHES]		CHK MS FEHER 22JUL00	Tyco Electronics	
TOLERANCES UNLESS OTHERWISE SPECIFIED:		APVD D DECKER 22JUL00	NAME	
0 PLC ± -		PRODUCT SPEC		
1 PLC ± -		APPLICATION SPEC		
2 PLC ± 0.38[.015]		SIZE		
3 PLC ± -		CAGE CODE		
4 PLC ± -		DRAWING NO		
ANGLES ± -		RESTRICTED TO		
MATERIAL 082 BRASS	FINISH TIN	WEIGHT	A3 00779	41580
CUSTOMER DRAWING		SCALE	5:1	SHEET 1 OF 1
		REV	J	