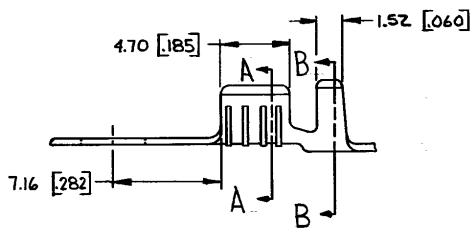
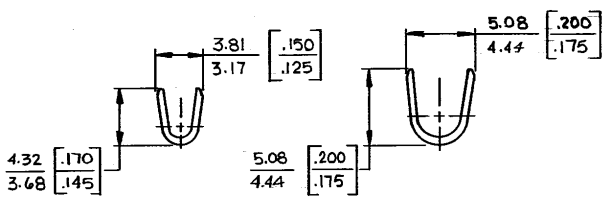
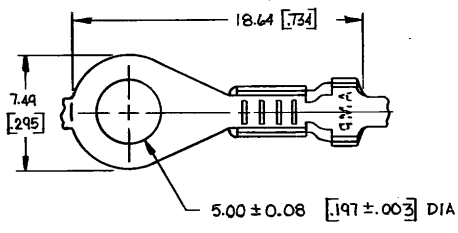


DRAWING MADE IN THIRD ANGLE PROJECTION

© COPYRIGHT 1965 BY AMP INCORPORATED, HARRISBURG, PA. ALL INTERNATIONAL RIGHTS RESERVED. AMP INCORPORATED PRODUCTS COVERED BY U. S. AND FOREIGN PATENTS AND/OR PATENTS PENDING.

		REVISIONS				LOC	A	F	DIST	50
P	F	ZONE	LTR	DESCRIPTION	DATE	APPROVED				
			E	REDRAWN & REVISED A-3943	6-26-78	DTR		S.S.		
			F	INSUL. SUPP. LENGTH AF-07B1	2-20-85	RJS		6/		



*U-S DOWN	—	0.8-2.0mm	2.54 - 3.56	TIN	↑	60772-3
*U-S UP	#10	[18 - 14]	[100 - 140]	TIN		60772-2
*U-S UP				NONE	0.46 [018] BRASS	60772-1
REEL DIRECTION REMARKS	STUD SIZE	WIRE RANGE	INSULATION RANGE	FINISH	MATERIAL	PART NO

UNLESS OTHERWISE SPECIFIED DIMENSIONS ARE IN MILLIMETERS TOLERANCES ON: DECIMALS ±0.38 [015] ANGLES ±1° 0'	CONTRACT NO	AMP INCORPORATED Harrisburg, Pa.
	DR DAD 6-26-78	
MATERIAL	CHK 7-25-78	NAME
SEE TABLE	APPROV R.P. Frank 3-8-78	RING
FINISH	APPD 2-7-80 8-10-78	SIZE B
SEE TABLE	DSGN APPD	CODE IDENT NO 00779
	OTHER APPD	DRAWING NO 60772
		SCALE
		SHEET

- CONTINUOUS STRIP ON REELS
- DIMENSIONS IN BRACKETS ARE IN INCHES

**METRIC**

CUSTOMER DRAWING