

4

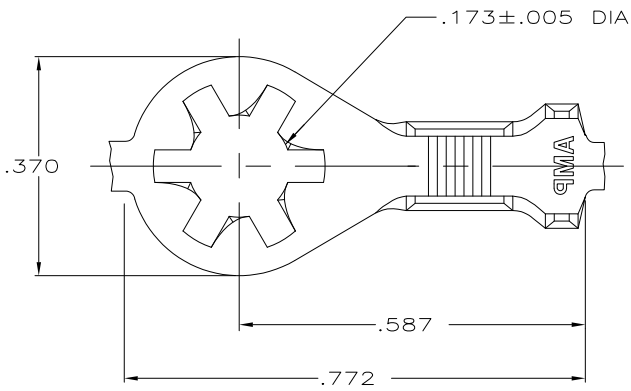
3

2

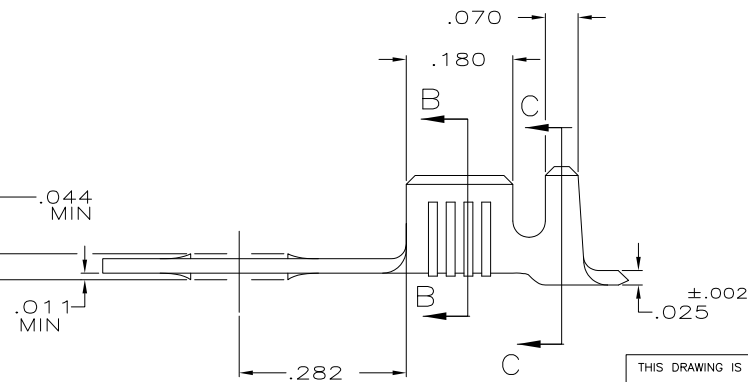
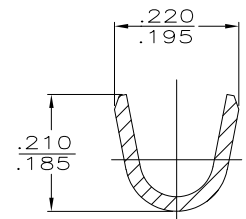
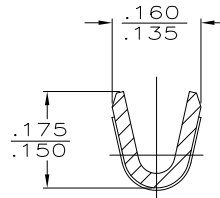
1

THIS DRAWING IS UNPUBLISHED. RELEASED FOR PUBLICATION
 © COPYRIGHT - By - ALL RIGHTS RESERVED.

LOC	DIST	REVISIONS				
P	LTR	DESCRIPTION	DATE	DWN	APVD	
AF	50	T1	REVISED PER ECO-11-004587	11MAR11	RK HMR	



- 1 CONTINUOUS STRIP ON REELS
- 2 REELED WITH PAPER
- 3 .000080 MIN TIN PL PER MIL-T-10727.
- 4 PRELIMINARY - NOT FOR PRODUCTION



FINISH	MATERIAL	INSULATION RANGE	WIRE SIZE	PART NO
3	T4 BRASS	.105-.145	18-14	61794-7
3	T2 STEEL	.105-.145	18-14	61794-6
3	T4 BRASS	.105-.145	18-14	61794-4
3	T2 STEEL	.105-.145	18-14	61794-3
3	T2 STEEL	.105-.145	18-14	61794-2
3	T2 STEEL	.105-.145	18-14	61794-1

THIS DRAWING IS A CONTROLLED DOCUMENT.

DIMENSIONS: INCHES	TOLERANCES UNLESS OTHERWISE SPECIFIED:	DWN D. HOLLINGSWORTH 5/15/87	TE Connectivity		
0 PLC ± -	1 PLC ± -	CHK S. YETTER 11/23/87	NAME		
2 PLC ± -	3 PLC ± .015	APVD RP. FRANTZ 12/2/87	RING		
4 PLC ± -	ANGLES ± -	PRODUCT SPEC	SIZE	CAGE CODE	DRAWING NO
MATERIAL SEE TABLE	FINISH SEE TABLE	APPLICATION SPEC	A3	00779	C-61794
		WEIGHT	CUSTOMER DRAWING		RESTRICTED TO
			SCALE	SHEET	REV
			6:1	1 of 1	T1