

4

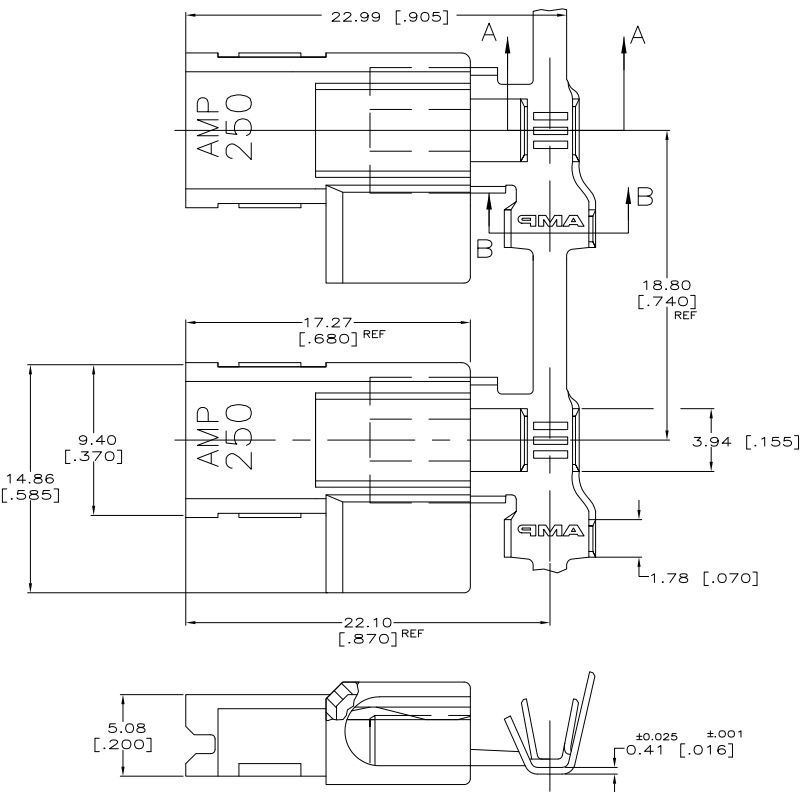
3

2

1

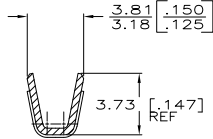
THIS DRAWING IS UNPUBLISHED. RELEASED FOR PUBLICATION  
 © COPYRIGHT BY TYCO ELECTRONICS CORPORATION. ALL RIGHTS RESERVED.

LOC	DIST	REVISIONS			
AF	50	P	LTR	DATE	BY
		D2	REV PER ECR	10-005376	11MAR10 JR GP

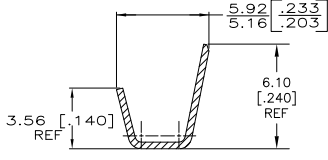


- 1 BUDGET FLAG FASTON TERMINALS, BASE P/N 63559, ARE USED IN THIS PRODUCT.
- 2 WIRE SIZE [#18-#14] AWG.
- 3 INSULATION RANGE IS 2.79-4.06 [.110-.160] DIA.

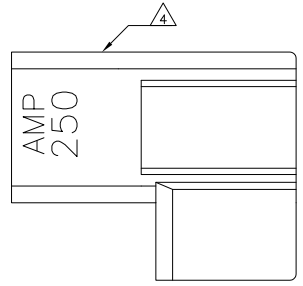
△ ALTERNATIVE HOUSING FORM



SECTION A-A



SECTION B-B



STANDARD	6/6 NYLON, VO / NATURAL	TIN PLATE - 4M HARD BRASS	521282-2
PACKAGING	6/6 NYLON, VO / NATURAL	PLAIN - 4M HARD BRASS	521282-1
	HOUSING MATERIAL / COLOR	TERMINAL FINISH - MATERIAL	PART NO
THIS DRAWING IS A CONTROLLED DOCUMENT.		Tyco Electronics Corporation Harrisburg, Pa 17105-3608	
DIMENSIONS:	INCHES	APPROXIMATE DIMENSIONS	OTHER DIMENSIONS
0 PLG	± .005	108-1285	114-2124
1 PLG	± .005		
2 PLG	± .005		
3 PLG	± .005		
4 PLG	± .005		
ANGLES	± .005		
MATERIAL	SEE TABLE	FINISH	SEE TABLE
SEE TABLE		SEE TABLE	
CUSTOMER DRAWING		SIZE	A2
		CAGE CODE	00779
		DRAWING NO	521282
		SCALE	6:1
		SHEET	1 OF 1
		REV	D2

AMP 1471-9 REV 31MM2000

521282

A