

4

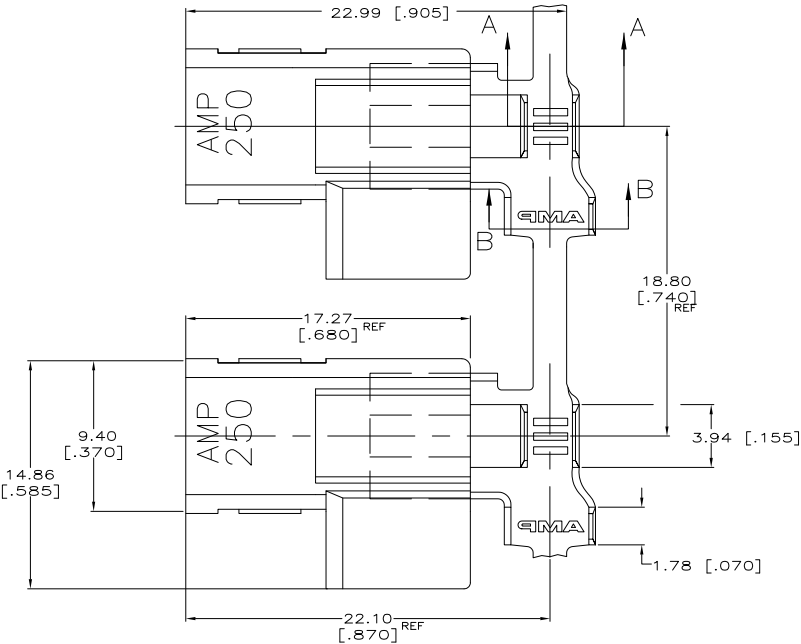
3

2

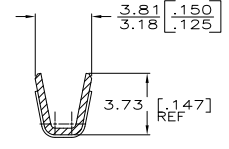
1

THIS DRAWING IS UNPUBLISHED. RELEASED FOR PUBLICATION
 © COPYRIGHT BY TYCO ELECTRONICS CORPORATION. ALL RIGHTS RESERVED.

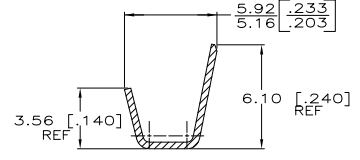
LOC		DIBT		REVISIONS			
P	LTR	DESCRIPTION	DATE	BY	APPD		
AF	50						
	C1	REV PER ECR 10-005376	11MAR10	JR	GP		



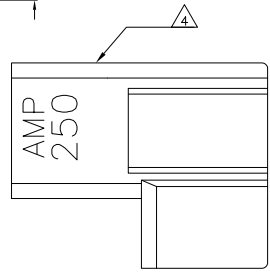
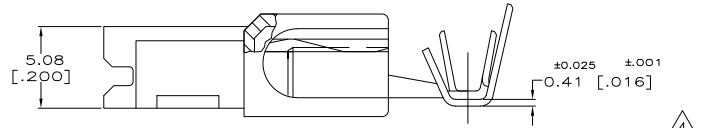
- 1 BUDGET FLAG FASTON TERMINALS, (STRESS RELIEVED) BASE P/N 63559, ARE USED IN THIS PRODUCT.
 - 2 WIRE SIZE [#18-#14] AWG.
 - 3 INSULATION RANGE IS 2.79-4.06 [.110-.160] DIA.
- △ 4 ALTERNATIVE HOUSING FORM



SECTION A-A



SECTION B-B



STANDARD	6/6 NYLON / NATURAL	TIN PLATE - 4M HARD BRASS	521347-2
	6/6 NYLON / NATURAL	PLAIN - 4M HARD BRASS	521347-1
PACKAGING	HOUSING MATERIAL / COLOR	TERMINAL FINISH - MATERIAL	PART NO
THIS DRAWING IS A CONTROLLED DOCUMENT.			
DIMENSIONS:		J.R. RUTH 22AU000 MS FEHER 22AU000 J. HUNMER 22AU000 NAME PRODUCT SPEC 108-1285 APPLICATION SPEC 114-2124 WEIGHT FINISH	
MATERIAL		Tyco Electronics Corporation Harrisburg, PA 17105 ASSEMBLY, RECEPTACLE, FLAG, ULTRA-POD, 6.35 [.250] SERIES SIZE CASE CODE DRAWING NO A2 00779 C-521347 RESTRICTED TO	
SEE TABLE	SEE TABLE	CUSTOMER DRAWING	SCALE 6:1 SHEET 1 OF 1 REV C1