

4

3

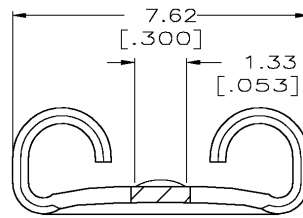
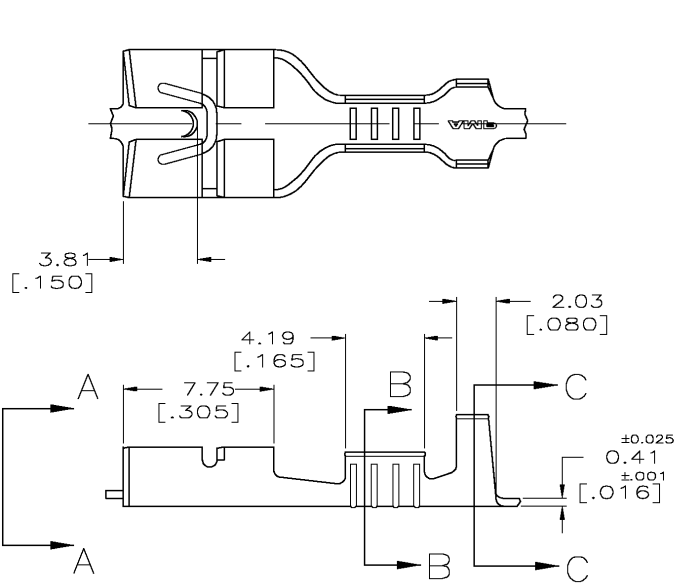
2

1

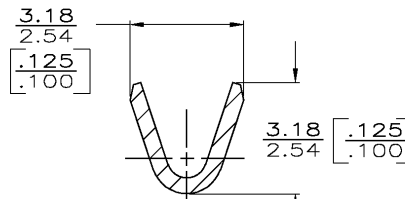
THIS DRAWING IS UNPUBLISHED. RELEASED FOR PUBLICATION
 © COPYRIGHT BY TYCO ELECTRONICS CORPORATION. ALL RIGHTS RESERVED.

LOC	DIST	REVISIONS			
P	LTR	DESCRIPTION	DATE	DWN	APVD
AF	50	C	REV PER OG3A-0419-03	08JUL03	JR PD

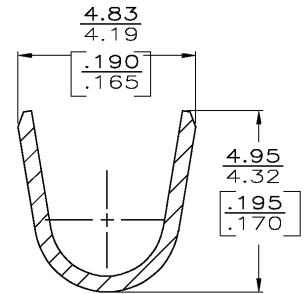
1 CONTINUOUS STRIP ON REELS



VIEW A-A
SCALE 10:1



SECTION B-B
SCALE 10:1



SECTION C-C
SCALE 10:1

2.29-3.30 [.090-.130] DIA	0.3-0.8mm ² [22-18] AWG	0.813 [.032]	63693-1
INSULATION RANGE	WIRE SIZE	THK MATING TAB ±0.025 [.001]	PART NO

F OR O	3.30 [.130]	5.59 [.220]	F	2.29 [.090]	1.42 [.056]	0.8mm ² [18]
					1.30 [.05]	0.5mm ² [20]
					1.24 [.049]	0.3mm ² [22]
TYPE	WIDTH	STRIP LENGTH ±0.38 ±[.015]	TYPE	WIDTH	±.051 [±.002] HEIGHT	WIRE
INSUL BARREL CRIMP			WIRE BARREL CRIMP			

THIS DRAWING IS A CONTROLLED DOCUMENT.

DIMENSIONS: INCHES

TOLERANCES UNLESS OTHERWISE SPECIFIED:

0 PLC	± -
1 PLC	± -
2 PLC	± 0.25 [.010]
3 PLC	± -
4 PLC	± -
ANGLES	± -

MATERIAL: #4H BRASS

FINISH: -

DWN: JR RUTH 7/16/93	 Tyco Electronics Corporation Harrisburg, PA 17105
CHK: P FORINNEY 7/16/93	
APVD: C MEYERS 7/16/93	
PRODUCT SPEC	NAME: RECEPTACLE, FASTON, 6.35 [.250] SERIES
APPLICATION SPEC	SIZE: A3
WEIGHT: 114-2036	CAGE CODE: 00779
CUSTOMER DRAWING	DRAWING NO: C-63693
	RESTRICTED TO: -
	SCALE: 5:1
	SHEET: 1 OF 1
	REV: C