

4

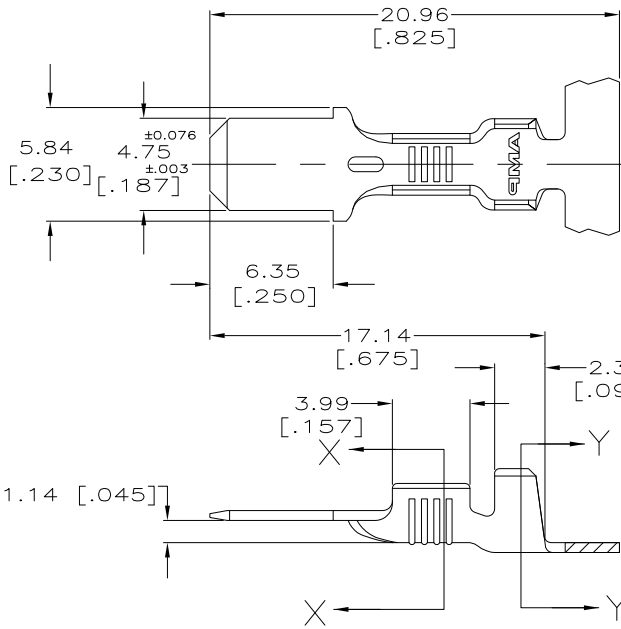
3

2

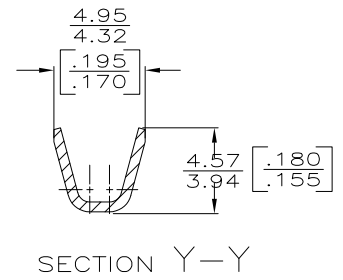
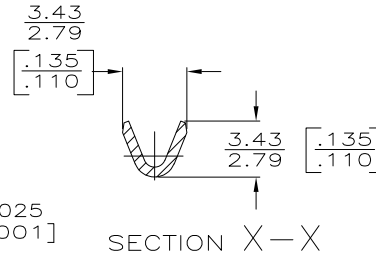
1

THIS DRAWING IS UNPUBLISHED. RELEASED FOR PUBLICATION  
 © COPYRIGHT - BY TYCO ELECTRONICS CORPORATION. ALL INTERNATIONAL RIGHTS RESERVED.

LOC	DIST	REVISIONS				
P	LTR	DESCRIPTION	DATE	DWN	APVD	
AF	50					
B		REVISED PER ECR-10-004058	09JUN10	HMR	PD	



1. CONTINUOUS STRIP ON REELS.
2. FEED TO BE 11.18 ± 0.076 [.440 ± .003].



1.52-3.05 DIA [.060-.120] DIA	[#22-#18] AWG	63857-1
INSULATION RANGE	WIRE SIZE	PART NO
THIS DRAWING IS A CONTROLLED DOCUMENT.		
DIMENSIONS: mm [INCHES]	TOLERANCES UNLESS OTHERWISE SPECIFIED:	DWN JR RUTH 5/9/95
0 PLC ± -	1 PLC ± -	CHK MS FEHER 5/9/95
2 PLC ± 0.25 [.010]	3 PLC ± -	APVD P. DESANTIS 5/9/95
4 PLC ± -	4 PLC ANGLES ± -	NAME P. DESANTIS
MATERIAL 082 BRASS	FINISH TIN	PRODUCT SPEC APPLICATION SPEC
SIZE A3		CAGE CODE 00779
DRAWING NO 63857		RESTRICTED TO
CUSTOMER DRAWING		SCALE 5:1 SHEET 1 OF 1 REV B

1470-19 (1/08)