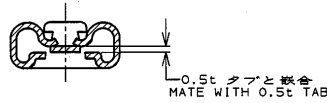
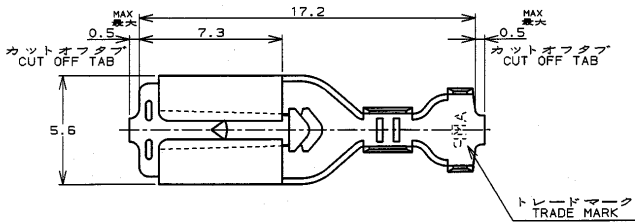
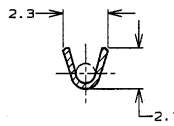


THIS DRAWING IS UNPUBLISHED. RELEASED FOR PUBLICATION .19
 © COPYRIGHT 19 BY AMP INCORPORATED. ALL RIGHTS RESERVED.

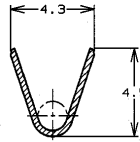
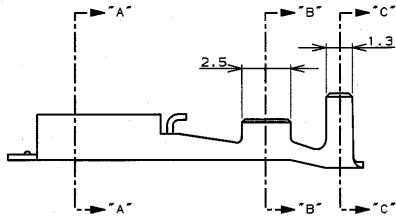
REVOLUTION		REVISIONS				
P	LTR	DESCRIPTION	ECN	DATE	DWN	APVD
	C	REVISED	J-10649	25 APR '88	M.Y	T.F
	D	REDRAWN WITHOUT CHANGE	FJ00-0723-99	10 MAY '99	g.s	MS



断面 "A"- "A" SECT



断面 "B"- "B" SECT



断面 "C"- "C" SECT

- (注)
 1. 通用スリーブ型番: 174737
 2. 本端子は連続状態でリール巻き
 3. 取扱い説明書: 411-5391

- (NOTES)
 1. APPLICABLE SLEEVE P/N: 174737
 2. CONTINUOUS STRIP ON REEL
 3. INSTRUCTION SHEET NO: 411-5391

911587-1	173723-1	PRE TINNED BRASS 錫メッキ黄銅 0.3t	173722-1
HAND TOOL NO. 手動工具型番	LOOSE PIECE P/N ばら状端子型番	MATERIAL 材料	P/N 型番

WIRE RANGE
 適合電線断面積 (AWG#26-#20) 線径外径
 0.14-0.53mm² 1.3-3.6φmm

THIS DRAWING IS A CONTROLLED DOCUMENT FOR AMP INCORPORATED. DWN IT IS SUBJECT TO CHANGE AND THE CONTROLLING ENGINEERING ORGANIZATION SHOULD BE CONTACTED FOR THE LATEST REVISION.		DATE: 10.MAY.99 CHK: [Signature] APVD: [Signature]
DIMENSIONS: 単位: mm	TOLERANCES UNLESS OTHERWISE SPECIFIED	PRODUCT SPEC 108-5236 APPLICATION SPEC 114-5114
MATERIAL SEE TABLE 表参照	FINISH 仕上	WEIGHT 重量

AMP Kawasaki, Japan		NAME 品名 187 シリーズ・ポジティブ・ロック-EX 187 SERIES POSITIVE LOCK-EX
SIZE A3	CAGE CODE 00779	DRAWING NO. 番号 173722
CUSTOMER DRAWING		RESTRICTED TO 制限

AMP1470-19 REV 10/93
 FJ025386

SCALE 5-1 SHEET 1 OF 1 REV D
 参考 図面