

4

3

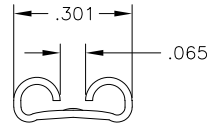
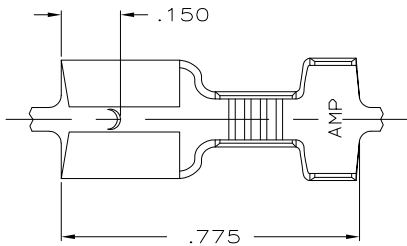
2

1

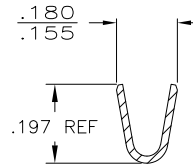
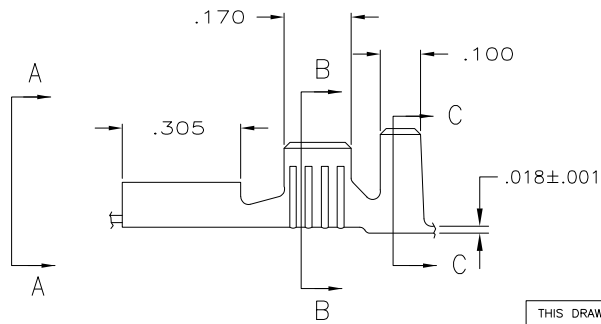
THIS DRAWING IS UNPUBLISHED. RELEASED FOR PUBLICATION
 © COPYRIGHT - BY TYCO ELECTRONICS CORPORATION. ALL INTERNATIONAL RIGHTS RESERVED.

LOC	DIST	REVISIONS				
P	LTR	DESCRIPTION	DATE	DWN	APVD	
AF	50	B1	REV PER ECR 08-028525	11NOV08	JR	PD

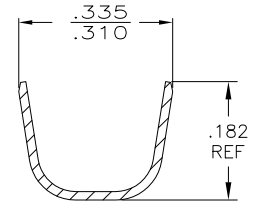
- 1- CONTINUOUS STRIP ON REELS.
- 2- MATING TAB THK .032±.001
- 3- WIRE SIZE IS 14-10 OR TWO #14'S
- 4- INSULATION RANGE IS .220-.275 OR TWO AT .140 DIA MAX
- 5 PRELIMINARY - NOT FOR PRODUCTION



VIEW A-A



SECT B-B



SECT C-C

---	5	63419-2
TIN PLATE		63419-1
FINISH		PART NO.

THIS DRAWING IS A CONTROLLED DOCUMENT.		DWN	1-16-86	Tyco Electronics Corporation	
DIMENSIONS: INCHES		CHK	1-20-86	Harrisburg, PA 17105-3608	
TOLERANCES UNLESS OTHERWISE SPECIFIED:		APVD	1-20-86	NAME	
0 PLC	± -	JR RUTH		RECEPTACLE, FASTON, .250 SERIES	
1 PLC	± -	R. KUZO		-	
2 PLC	± -	G. YETTER		-	
3 PLC	± .010	PRODUCT SPEC		-	
4 PLC	± -	APPLICATION SPEC		-	
ANGLES	± -	WEIGHT		-	
MATERIAL	FINISH	SIZE	CAGE CODE	DRAWING NO	RESTRICTED TO
TEMPER 4M	SEE TABLE	A3	00779	63419	-
CUSTOMER DRAWING			SCALE	SHEET	REV
			4:1	1 OF 1	B1