

4

3

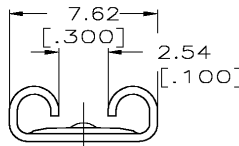
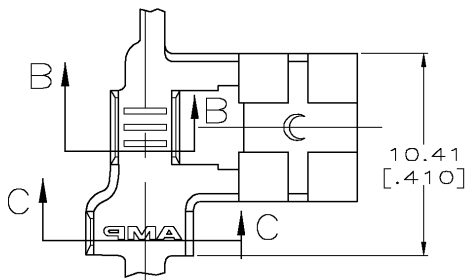
2

1

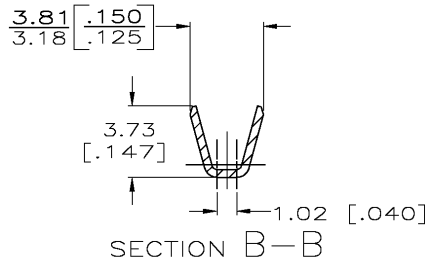
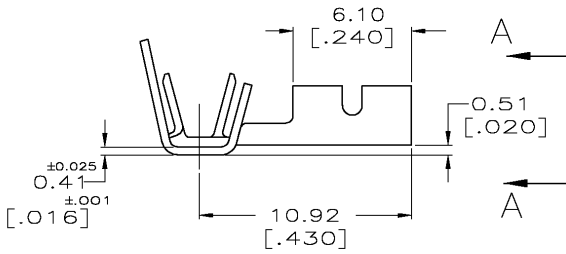
THIS DRAWING IS UNPUBLISHED. RELEASED FOR PUBLICATION  
 © COPYRIGHT - BY TYCO ELECTRONICS CORPORATION. ALL RIGHTS RESERVED.

LOC	DIST	REVISIONS			
P	LTR	DESCRIPTION	DATE	DWN	APVD
AF	50	C1	ADDED MISSING -2	06OCT04	JR PD

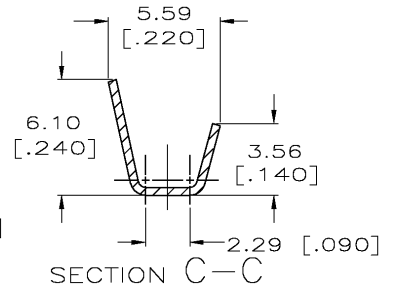
- 1 CONTINUOUS STRIP ON REELS.
- 2 WIRE SIZE IS [#18-#14] AWG.
- 3 INSULATION RANGE TO BE 2.79-4.02 [.110-.160] DIA.
- 4 MATING TAB THK IS 0.813±0.025 [.032±.001].



VIEW A-A



SECTION B-B



SECTION C-C

-	63901-2
0.002032 [.000080] MIN TIN	63901-1
FINISH	PART NO.
Tyco Electronics Corporation Harrisburg, Pa 17105-3608	
NAME RECEPTACLE, FASTON, FLAG, LIF, 6.35 [.250] SERIES	
SIZE	CAGE CODE DRAWING NO
A3	00779 C-63901
RESTRICTED TO	
CUSTOMER DRAWING	
SCALE	SHEET
5:1	1 OF 1
REV	C1

THIS DRAWING IS A CONTROLLED DOCUMENT.		DWN	JR RUTH	5/2/98
DIMENSIONS:		CHK	MS FEHER	5/2/98
mm (INCHES)		APVD	P DESANTIS	5/2/98
TOLERANCES UNLESS OTHERWISE SPECIFIED: 0 PLC ± - 1 PLC ± - 2 PLC ± - 3 PLC ± 0.25 [010] 4 PLC ± - ANGLES ± -		PRODUCT SPEC		
MATERIAL		APPLICATION SPEC		
H04 BRASS		WEIGHT		
FINISH		SEE TABLE		