

4

3

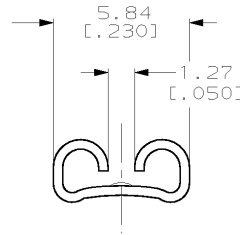
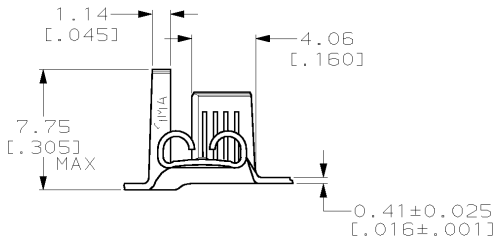
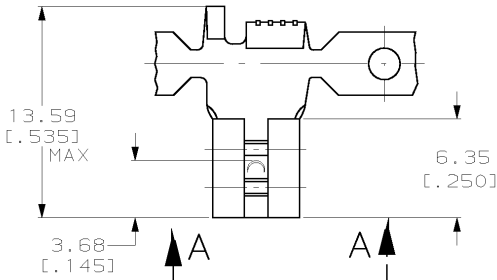
2

1

THIS DRAWING IS UNPUBLISHED. RELEASED FOR PUBLICATION .19  
 © COPYRIGHT 19 BY AMP INCORPORATED. ALL RIGHTS RESERVED.

LOC	DIST	REVISIONS				
P	LTR	DESCRIPTION	DATE	DWN	APVD	
AF	50	H	REV PER 063A-0050-02	06FEB02	JR	PD

- 1 CONTINUOUS STRIP ON REELS.
- 2 FEED IS  $16.51 \pm 0.076$  [.650 ± .005].
- 3 ACCEPTS WIRE SIZE [#18-#14] AWG.
- 4 INSULATION RANGE TO BE 1.90-3.94 [.075-.155] DIA.
- 5 MATING TAB THK TO BE  $0.813 \pm 0.025$  [.032 ± .001].



VIEW A-A  
SCALE 6:1

0.002032 [.000080] MIN TIN	1217244-2
-	1217244-1
FINISH	PART NO.
<b>AMP</b> AMP Incorporated Harrisburg, PA 17105-3608	
DWN JR RUTH 190CT99 CHK MS FEHER 190CT99 APVD S. HEADER 190CT99 NAME RECEPTACLE, FASTON, FLAG, 4.75 [.187] SERIES	
PRODUCT SPEC	SIZE A3
APPLICATION SPEC	CAGE CODE 00779
WEIGHT -	DRAWING NO. 1217244
CUSTOMER DRAWING	SCALE 4:1 SHEET 1 OF 1 REV H

THIS DRAWING IS A CONTROLLED DOCUMENT FOR AMP INCORPORATED. IT IS SUBJECT TO CHANGE AND THE CONTROLLING ENGINEERING ORGANIZATION SHOULD BE CONTACTED FOR THE LATEST REVISION.	
DIMENSIONS: MM (INCHES)	TOLERANCES UNLESS OTHERWISE SPECIFIED: 0 PLC ±- 1 PLC ±- 2 PLC ±0.25 (.010) 3 PLC ±- 4 PLC ±- ANGLES ±-
MATERIAL H04 BRASS	FINISH SEE TABLE

AMP 1470-19 REV 09MAY94

18-JUL-00 10:24:02 amp13469 /home/amp13469/edmod