

4

3

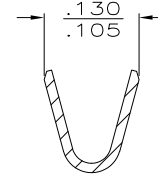
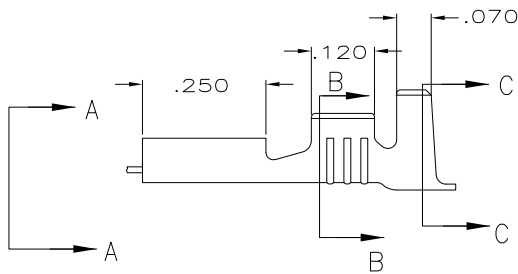
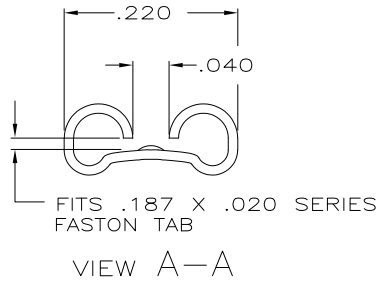
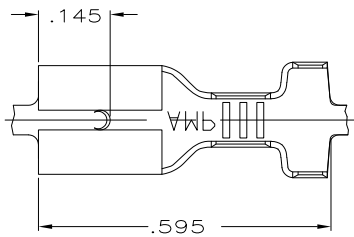
2

1

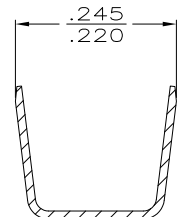
THIS DRAWING IS UNPUBLISHED. RELEASED FOR PUBLICATION
 © COPYRIGHT - BY TYCO ELECTRONICS CORPORATION. ALL INTERNATIONAL RIGHTS RESERVED.

LOC	DIST	REVISIONS				
P	LTR	DESCRIPTION	DATE	DWN	APVD	
AF	50					
		C1	REVISED PER ECR-08-025628	14OCT08	HMR PD	

1 CONTINUOUS STRIP ON REELS.



SECTION B-B



SECTION C-C

.105-.210 OR (2).105 MAX	18-16 OR (2) #18	.020	63470-1
INSULATION RANGE	WIRE SIZE	TAB THK ±.001	PART NO.

THIS DRAWING IS A CONTROLLED DOCUMENT.		DWN JR RUTH 7/15/87	Tyco Electronics Corporation Harrisburg, PA 17105-3608	
DIMENSIONS: INCHES		CHK G YETTER 7/16/87	NAME C MEYERS 7/17/87	
TOLERANCES UNLESS OTHERWISE SPECIFIED:		PRODUCT SPEC		
0 PLC ± -		APPLICATION SPEC		
1 PLC ± -		WEIGHT		
2 PLC ± -		SIZE A3		
3 PLC ± .010		CAGE CODE 00779		
4 PLC ± -		DRAWING NO 63470		
ANGLES ± -		RESTRICTED TO		
MATERIAL #4H BRASS	FINISH -	CUSTOMER DRAWING		SCALE NTS
			SHEET 1 OF 1	REV C1