

4

3

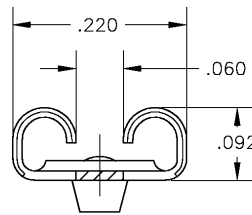
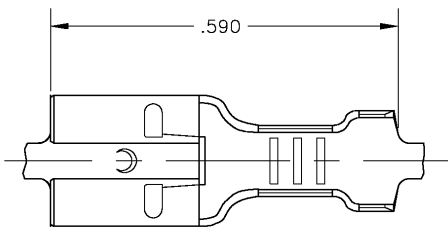
2

1

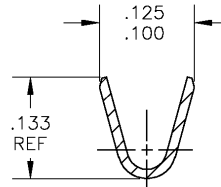
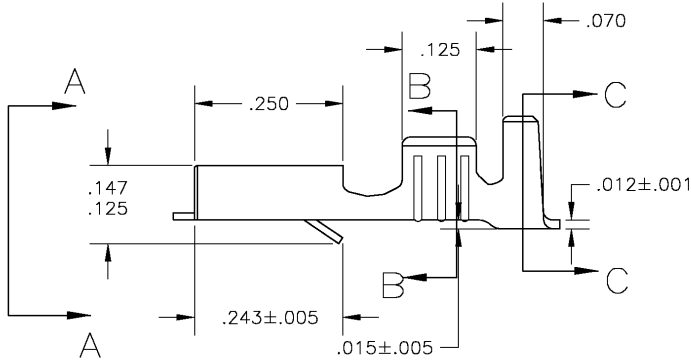
THIS DRAWING IS UNPUBLISHED. RELEASED FOR PUBLICATION
 © COPYRIGHT - BY TYCO ELECTRONICS CORPORATION. ALL RIGHTS RESERVED.

LOC	DIST	REVISIONS				
P	LTR	DESCRIPTION	DATE	DWN	APVD	
AF	50	H	REV PER OG3A-0012-04	12JAN04	JR	KY

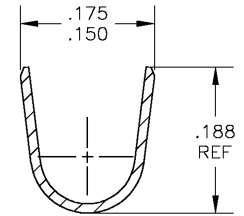
- CONTINUOUS STRIP ON REELS.
- WIRE SIZE IS #22-#16 AWG
- INSULATION RANGE IS .090-.130 DIA.
- MATING TAB THK IS .032±.001



VIEW A-A
SCALE 8:1



SECTION B-B
SCALE 8:1



SECTION C-C
SCALE 8:1

.000080 MIN TIN	62802-2
-	62802-1
FINISH	PART NO.

THIS DRAWING IS A CONTROLLED DOCUMENT.		DWN	JR RUTH	10/31/89	 Tyco Electronics Corporation Harrisburg, PA 17105
DIMENSIONS:		CHK	MS FEHER	10/31/89	
INCHES		APVD	J GILLESPIE	2/20/90	
TOLERANCES UNLESS OTHERWISE SPECIFIED:		PRODUCT SPEC		NAME	
0 PLC	± -	APPLICATION SPEC		RECEPTACLE, FASTON-FASTON, .187 SERIES	
1 PLC	± -	WEIGHT		RESTRICTED TO	
2 PLC	± -	MATERIAL		SIZE	
3 PLC	± .010	FINISH		CAGE CODE	
4 PLC	± -	SEE TABLE		DRAWING NO	
ANGLES	± -	#4H BRASS		00779	
		CUSTOMER DRAWING		62802	
				SCALE	
				6:1	
				SHEET	
				1 OF 1	
				REV	
				H	