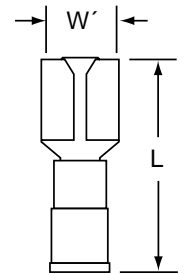




Specialty Terminals

71F-250-32-NB, 72F-250-32-NB

Female Disconnect, Nylon Insulated with Insulation Grip



Data Sheet

Product Number	Wire Range (AWG)	Mates with Male Tab Width (W') x Thickness	L	Barrel Length	Barrel I.D.	Maximum Insulation Diameter
71F-250-32-NB	22-18	0.250 x 0.032	0.86	0.25	0.080	0.145
72F-250-32-NB	16-14	0.250 x 0.032	0.86	0.25	0.080	0.145



UNDERWRITERS
LABORATORIES
STANDARD NO. UL 310
3M FILE NO. E70512



CANADIAN STANDARDS
ASSOCIATION
STANDARD NO. 22.2
NO. 153
3M FILE NO. LR22190

Installation Information

WARNING

Turn power off before installing or removing terminal. All electrical work should be done according to appropriate electrical codes.

UL Listed and CSA Certified for use on stranded copper (AWG) wire only.



Strip away the end 3/8 inch of wire insulation.

Make the crimp in the proper station of a recommended 3M crimp tool: TH-440, TH-450 (scissor style), or TR-482, TR-490 (ratchet style) hand tools.

Specifications

Wire Size:	See Table Above
Barrel Seam:	Butted with Insulation Grip
Maximum Voltage Rating:	600 V Building Wire 1000 V signs or fixtures (Luminaires)
Maximum Operating Temp:	221°F (105°C)
Maximum Current:	Same as Wire
Insulator Material:	Nylon
Terminal Material:	Brass
Insulation Grip Material:	Brass
Plating:	Tin



-  Barrel Crimp (Electrical)
-  Insulation Crimp (Mechanical)

Engineering Specification

Crimp-Type Female Disconnect shall, electrically and mechanically, connect permanently to a prestripped end of a stranded copper wire and have a tongue portion with fingers which grip a Male Disconnect in a separable, reusable manner, forming a Quick Connect Wiring Termination.

The connector line shall offer tongue variations (sized to grip male tabs 0.250" x 0.032" or 0.187" x 0.020" per ANSI/NEMA CD-2) and construction, non-insulated, nylon insulated with insulation grip, nylon fully insulated, etc. The Female Disconnects shall have regulatory agency coverage, UL Listing, CSA Certification. The tongue portion shall be marked with the wire range and manufacturer's symbol (↑).

The Nylon Insulated 0.250" Female Disconnect with insulation grip, shall be tin plated 0.020" thick brass with a tongue for gripping a 0.250" x 0.032" Male Tab per ANSI/NEMA-CD-2 and a 0.25" long barrel with a tin plated brass funnel entry insulation grip, covered by a molded nylon sleeve, color coded and sized for a specified (AWG) wire range (22-18, 16-14).

Insulated connectors shall be UL Listed and CSA Certified for 600 V building wire: 1000V signs or lighting fixtures (luminaires) and temperature rated 221°F (105°C) maximum.

Female Disconnects shall be suitable for field or factory wiring, with a UL Recognized strain relief required.

3M is a trademark of 3M.



is a trademark of Underwriters Laboratories.



is a trademark of Canadian Standards Association.

IMPORTANT NOTICE

Before using this product, you must evaluate it and determine if it is suitable for your intended application. You assume all risks and liability associated with such use.

Warranty; Limited Remedy; Limited Liability. This product will be free from defects in material and manufacture as of the date of purchase. **3M MAKES NO OTHER WARRANTIES INCLUDING, BUT NOT LIMITED TO, ANY IMPLIED WARRANTY OF MERCHANTABILITY OR FITNESS FOR A PARTICULAR PURPOSE.** If this product is defective within the warranty period stated above, your exclusive remedy shall be, at 3M's option, to replace or repair the 3M product or refund the purchase price of the 3M product. **Except where prohibited by law, 3M will not be liable for any loss or damage arising from this 3M product, whether direct, indirect, special, incidental or consequential regardless of the legal theory asserted.**

3M

Electrical Products Division

6801 River Place Blvd.
Austin, TX 78726-9000
<http://www.3M.com/elpd>

Litho in USA.
© 3M 2002 78-8126-0816-0-A