

4

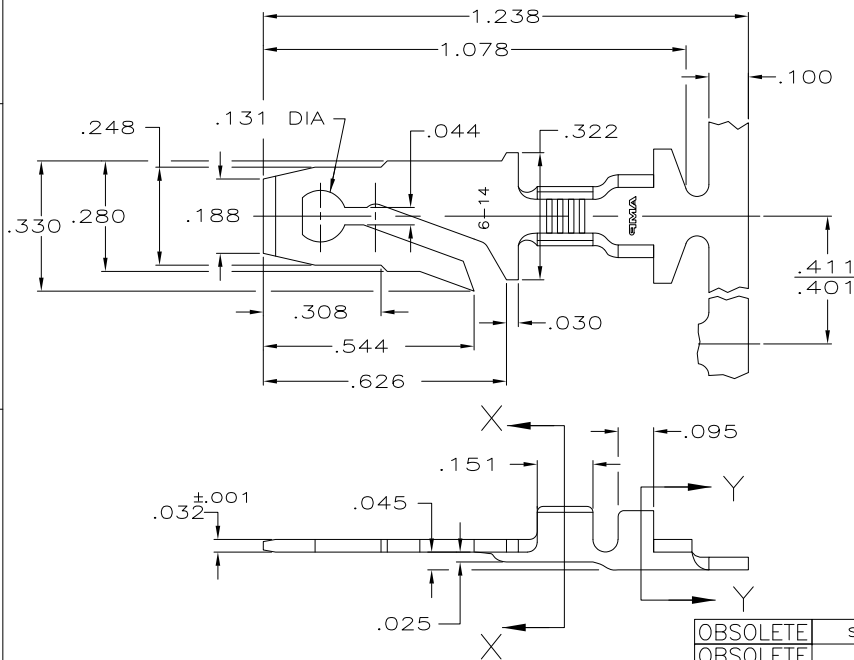
3

2

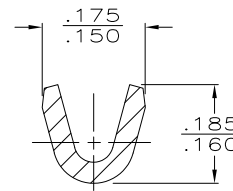
1

THIS DRAWING IS UNPUBLISHED. RELEASED FOR PUBLICATION
 © COPYRIGHT - BY TYCO ELECTRONICS CORPORATION. ALL INTERNATIONAL RIGHTS RESERVED.

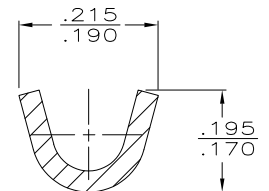
LOC	DIST	REVISIONS				
P	LTR	DESCRIPTION	DATE	DWN	APVD	
AF	50	V	REVISED PER ECR-10-004058	08JUN10	HMR	PD



1. CONTINUOUS STRIP ON REELS



SECTION X-X
SCALE 8:1



SECTION Y-Y
SCALE 8:1

OBSOLETE	SILVER OILED	.090-.130	16-14	60794-4
OBSOLETE	SILVER	.090-.130	16-14	60794-3
	TIN	.090-.130	16-14	60794-2
OBSOLETE	-	.090-.130	16-14	60794-1
	FINISH	INSUL RANGE	WIRE SIZE	PART NO

THIS DRAWING IS A CONTROLLED DOCUMENT.		DWN	11/8/88		Tyco Electronics Corporation Harrisburg, PA 17105-3608
		CHK	11/8/88		
DIMENSIONS:		MS FEHER		NAME	TAB, FASTON™ .250 SERIES
INCHES		C MEYERS			
TOLERANCES UNLESS OTHERWISE SPECIFIED:		APVD		PRODUCT SPEC	
0 PLC ± -		11/8/88		APPLICATION SPEC	
1 PLC ± -		114-2029		RESTRICTED TO	
2 PLC ± -		WEIGHT		SIZE	
3 PLC ± .015		-		CAGE CODE	
4 PLC ± -		-		DRAWING NO	
ANGLES ± -		-		DRAWING NO	
MATERIAL	FINISH	A3		CAGE CODE	
#2H BRASS	SEE TABLE	-		DRAWING NO	
		CUSTOMER DRAWING		SCALE	
		-		4:1	
		-		SHEET	
		-		1 OF 1	
		-		REV	
		-		V	