

4

3

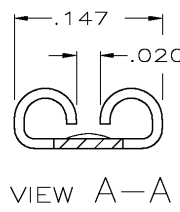
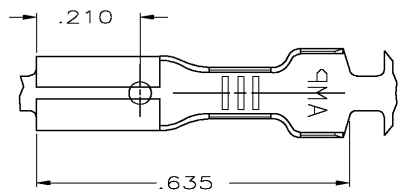
2

1

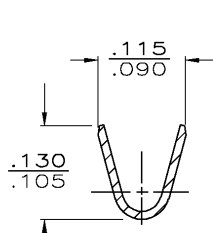
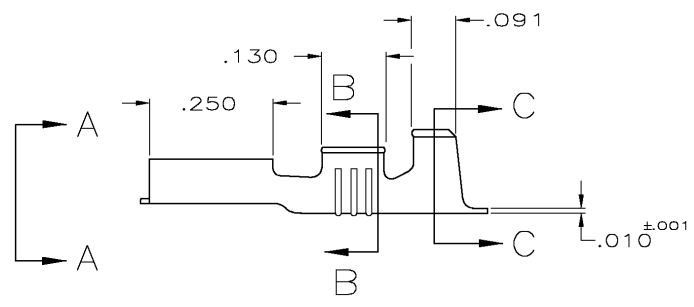
THIS DRAWING IS UNPUBLISHED. RELEASED FOR PUBLICATION
 © COPYRIGHT BY TYCO ELECTRONICS CORPORATION. ALL RIGHTS RESERVED.

LOC		DIST		REVISIONS			
P	LTR	DESCRIPTION		DATE	DWN	APVD	
	F	REV PER 0G3A-0477-03		05AUG03	JR	PD	

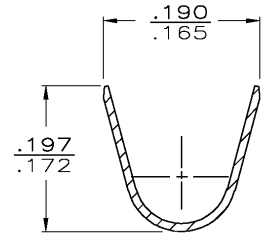
- 1 CONTINUOUS STRIP ON REELS.
- 2 MATING TAB THK IS $.020 \pm .001$
- 3 WIRE SIZE IS #20-#16 AWG
- 4 INSULATION RANGE IS $.120-.140$ DIA
- 5 SPECIAL PACKAGING
- 6 PRELIMINARY - NOT FOR PRODUCTION



VIEW A-A



SECTION B-B



SECTION C-C

5	PRE-TIN	6	61400-3
	PRE-TIN		61400-1
	FINISH		PART NO

THIS DRAWING IS A CONTROLLED DOCUMENT.		DWN	JR RUTH	2/6/87	 Tyco Electronics Corporation Harrisburg, PA 17105
DIMENSIONS: INCHES		CHK	R KUZO	2/17/87	
TOLERANCES UNLESS OTHERWISE SPECIFIED:		APVD	C MEYERS	2/16/87	
0 PLC	± -	NAME		RECEPTACLE, FASTON, .110 SERIES	
1 PLC	± -	PRODUCT SPEC		-	
2 PLC	± -	APPLICATION SPEC		-	
3 PLC	± .015	WEIGHT		-	
4 PLC	± -	SIZE		A3	
ANGLES	± -	CAGE CODE		00779	
MATERIAL	#4H BRASS	DRAWING NO		C-61400	
FINISH	SEE TABLE	RESTRICTED TO		-	
CUSTOMER DRAWING		SCALE		4:1	
		SHEET		1 of 1	
		REV		F	

AMP 1470-19 REV 31MAR2000

I:\dev\workspace\drawings\custma3.dwg