

4

3

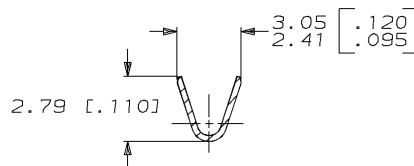
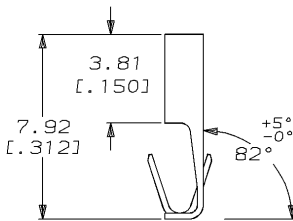
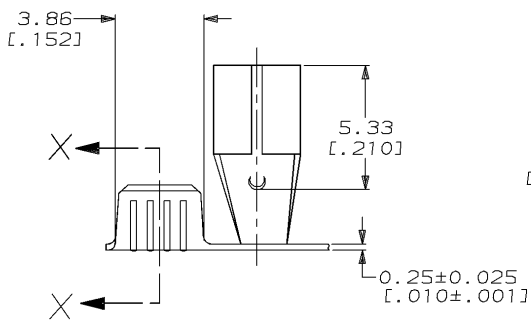
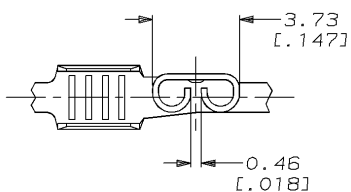
2

1

THIS DRAWING IS UNPUBLISHED. RELEASED FOR PUBLICATION
 © COPYRIGHT 19 BY AMP INCORPORATED. ALL RIGHTS RESERVED.

LOC	DIST	REVISIONS			
P	LTR	DESCRIPTION	DATE	DWN	APVD
AF	50				
H		REDRAWN PER 0L10-0037-96	8/9/96	JR	PD

- 1 CONTINUOUS STRIP ON REELS.
- 2 WIRE SIZE IS [#22-#16] AWG.
- 3 MATING TAB THK TO BE 0.508±0.025 [0.020±.001].



SECTION X-X

62321-1
 PART NO.

THIS DRAWING IS A CONTROLLED DOCUMENT.		DWN	JR RUTH	7/30/96	AMP AMP Incorporated Harrisburg, PA 17105-3608
		CHK	P FORTNEY	7/30/96	
DIMENSIONS: MM [INCHES]		APVD	P DESANTIS	7/30/96	NAME RECEPTACLE, FASTON, FLAG, 2.79 [.110] SERIES
TOLERANCES UNLESS OTHERWISE SPECIFIED:		PRODUCT SPEC		NAME	
0 PLC ±-		APPLICATION SPEC		SIZE	
1 PLC ±-		MATERIAL H04 BRASS		CAGE CODE	
2 PLC ±0.25 [.010]		FINISH PRE-TIN		DRAWING NO	
3 PLC ±-		WEIGHT -		A3 00779	
4 PLC ±-		CUSTOMER DRAWING		SCALE 6:1	
ANGLES ±-		SHEET 1 OF 1		REV H	

AMP 1470-19 REV 23FE89S

30-JUL-96 08:41:55 amp13469 /vs/dep12121/dwg2121/u.faston-prem/u.110-fl