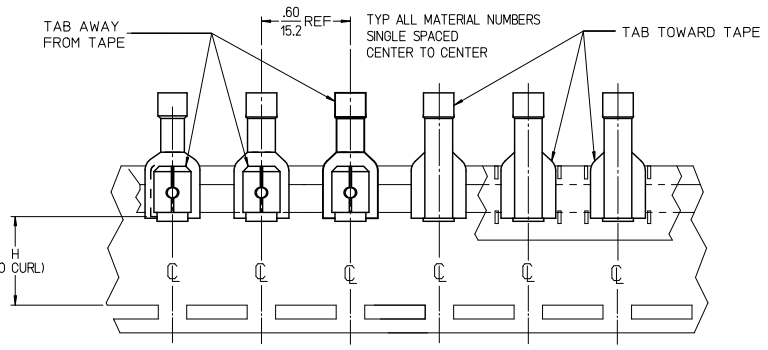
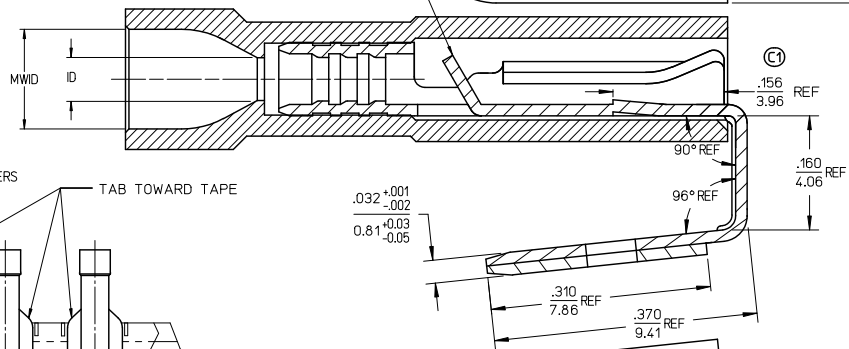
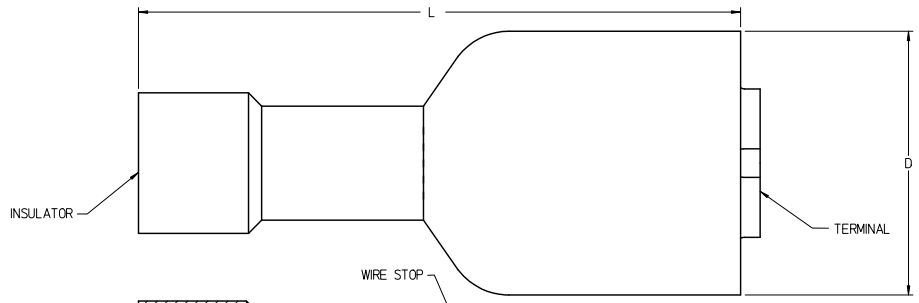


MATERIAL NO. LOOSE PC	ENGINEERING NO. LOOSE PC	MATERIAL NO. ON TAPE	ENGINEERING NO. ON TAPE	WIRE SIZE	INSULATOR COLOR	ID MIN REF	MWID	D MAX	L MAX	H NOMINAL	BARE TAB POSITION
190130025	AA-2317	190130026	AA-2317T	22-18 AWG	RED	.056/1.42	.138/3.50	.380/9.65	.860/21.84	.54/13.7	AWAY FROM TAPE
190130029	BB-2318	190130030	BB-2318T	16-14 AWG	BLUE	.081/2.06	.159/4.04	.380/9.65	.860/21.84	.54/13.7	AWAY FROM TAPE
190130033	C-2319	190130034	C-2319T	12-10 AWG	YELLOW	.147/3.73	.277/7.03	.380/9.65	1.030/26.162	.57/14.4	TOWARD TAPE



PARTS ON TAPE (SCALE 2:1)

- NOTES:
1. TERMINAL MATERIAL: BRASS
 2. TERMINAL FINISH: TIN PLATED
 3. INSULATOR MATERIAL: NYLON
 4. MWID = MAXIMUM WIRE INSULATION DIAMETER.
 5. ASSEMBLY IS ROHS COMPLIANT.

ADD TAPE DIAGRAM EC NO: WNA2008-0032 DRW:ETHRODARL 2008/02/14 CHK:JMACNEIL 2008/03/11 APPR:JMACNEIL 2008/03/11	QUALITY SYMBOLS 	GENERAL TOLERANCES (UNLESS SPECIFIED)		DIMENSION STYLE IN/MM	SCALE 10:1	DESIGN UNITS INCH	THIRD ANGLE PROJECTION
		4 PLACES ±--- ±--- 3 PLACES ±--- ±--- 2 PLACES ±--- ±--- 1 PLACE ±--- ±--- ANGULAR ±---°	DRAWN BY: BRE DATE: 2003/03/19 CHECKED BY: HEB DATE: 2003/03/19 APPROVED BY: RWD DATE: 2003/03/19	TITLE PIGGYBACK FIOD, .250 X .032 TAB, INSULKRIMP		MATERIAL NO. SD-19013-001	
DRAFT WHERE APPLICABLE MUST REMAIN WITHIN DIMENSIONS		SEE CHART		THIS DRAWING CONTAINS INFORMATION THAT IS PROPRIETARY TO MOLEX INCORPORATED AND SHOULD NOT BE USED WITHOUT WRITTEN PERMISSION			