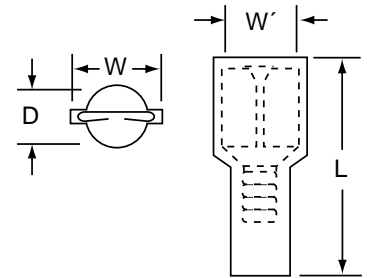




# Specialty Terminals

71F-250-32-NL, 72F-250-32-NL

Female Disconnect, Nylon Fully Insulated,  
Butted Seam



## Data Sheet

Product Number	Wire Range (AWG)	Male Tab Width (W') x Thickness	L	W	D	Barrel Length	Barrel I.D.	Maximum Insulation Diameter
71F-250-32-NL	22-18	0.250 x 0.032	0.87	0.37	0.23	0.25	0.080	0.145
72F-250-32-NL	16-14	0.250 x 0.032	0.87	0.37	0.23	0.25	0.080	0.145



UNDERWRITERS  
LABORATORIES  
STANDARD NO. UL 486C  
3M FILE NO. E70512



CANADIAN STANDARDS  
ASSOCIATION  
STANDARD NO. 22.2  
NO. 0, 65  
3M FILE NO. LR22190

## Installation Information

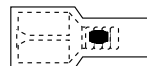
### **WARNING**


Turn power off before installing or removing terminal. All electrical work should be done according to appropriate electrical codes.

UL Listed and CSA Certified for use on stranded copper (AWG) wire only.

Strip away the end 3/8 inch of wire insulation.

Make the crimp in the proper station of a recommended 3M crimp tool: TH-440, TH-450 (scissor style), or TR-490 (ratchet style) hand tools.



 Barrel Crimp (Electrical)

## Specifications

Wire Size:  
Barrel Seam:  
Maximum Voltage Rating:

See Table Above  
Butted  
600 V Building Wire  
1000 V signs or fixtures (Luminaires)  
221°F (105°C)  
Same as Wire  
Nylon  
Brass  
Tin

Maximum Operating Temp:  
Maximum Current:  
Insulator Material:  
Terminal Material:  
Plating:

Suitable for factory installation on steel or brass tabs, UL and CSA.

Suitable for field application on brass tabs, strain relief is required, UL only.

## Engineering Specification

Crimp-Type Female Disconnect Terminals shall, electrically and mechanically, connect permanently to a prestripped end of a stranded copper wire, and have a tongue portion with fingers which grip a Male Disconnect in a separable, reusable manner, forming a Quick Connect Wiring Termination.

The connector line shall offer tongue variations (sized to grip Male Tabs: 0.187" x 0.250") and barrel variations in construction, non-insulated, nylon insulated with insulation grip, etc. The tongue portion shall be marked with the wire range and manufacturer's symbol (↑).

The Nylon Fully Insulated 0.250" Female Disconnect shall be tin plated 0.020" thick brass with a tongue for gripping a 0.250" x 0.032" per ANSI/NEMA CD-2 and a 0.25" long barrel covered by a nylon funnel entry sleeve, which extends to cover the tongue, color coded and sized for a specified (AWG) wire range (22-18, 16-14).

Insulated connectors shall be UL Listed and CSA Certified for 600 V building wire: 1000 V signs or lighting fixtures (luminaires) and temperature rated 221°F (105°C) maximum.

Female Disconnects shall be suitable for field or factory wiring, with a UL Recognized strain relief required.

3M is a trademark of 3M Company.



is a trademark of Underwriters Laboratories.



is a trademark of Canadian Standards Association.

### IMPORTANT NOTICE

Before using this product, you must evaluate it and determine if it is suitable for your intended application. You assume all risks and liability associated with such use.

**Warranty; Limited Remedy; Limited Liability.** This product will be free from defects in material and manufacture as of the date of purchase. **3M MAKES NO OTHER WARRANTIES INCLUDING, BUT NOT LIMITED TO, ANY IMPLIED WARRANTY OF MERCHANTABILITY OR FITNESS FOR A PARTICULAR PURPOSE.** If this product is defective within the warranty period stated above, your exclusive remedy shall be, at 3M's option, to replace or repair the 3M product or refund the purchase price of the 3M product. **Except where prohibited by law, 3M will not be liable for any loss or damage arising from this 3M product, whether direct, indirect, special, incidental or consequential regardless of the legal theory asserted.**

**3M**

**Electrical Products Division**

6801 River Place Blvd.  
Austin, TX 78726-9000  
<http://www.3M.com/elpd>

Litho in USA.  
© 3M 2003 78-8126-5528-6-B