THIS DRAWING IS UNPUBLISHED. RELEASED FOR PUBLICATION -.- .

© COPYRIGHT - By - ALL RIGHTS RESERVED.

LOC	DIST
AF	50

REVISIONS

P	LTR	DESCRIPTION	DATE	DWN	APVD
	G1	REVISED PER ECO-11-005027	11MAR11	RK	HMR

1 FITS 0.81±0.025 X 4.75 [.032±.001 X .187] TAB

2 WIRE SIZE: 0.3–0.9mm² [22–18 AWG], STRANDED ONLY. STRIP LENGTH 7.14 [.281]

3 INSULATION SIZE: 4.19 [.165] MAX DIA.

4 SUPPLIED AS LOOSE PIECE

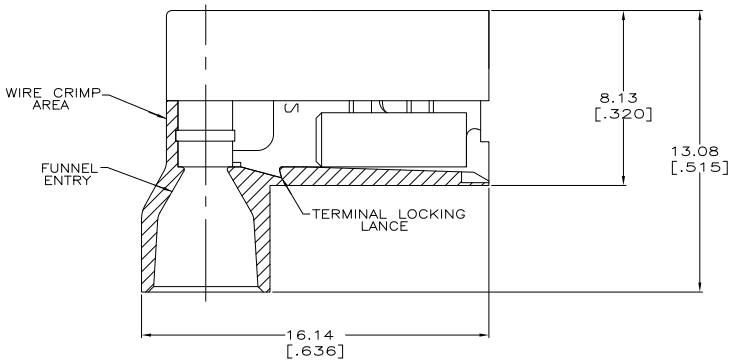

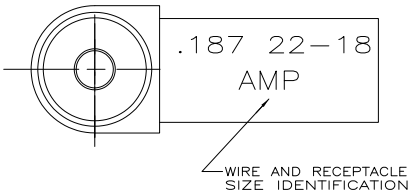

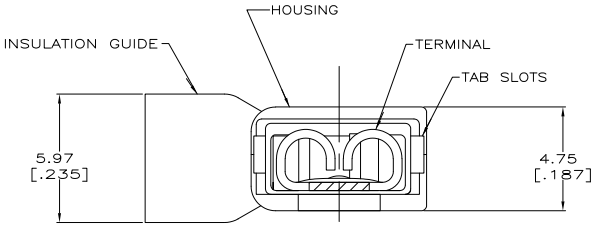

520337

	MATERIAL	COLOR	MATERIAL	FINISH	PART NO
OBSOLETE	TYPE 6/6 NYLON	RED TRANSLUCENT	0.41 [.016] #4H PH BRZ	0.002032 [.000080] MIN TIN PL	2–520337–4
	TYPE 6/6 NYLON	RED TRANSLUCENT	0.41 [.016] #4H BRASS	0.002032 [.000080] MIN TIN PL	2–520337–2
	HOUSING		TERMINAL		

THIS DRAWING IS A CONTROLLED DOCUMENT.

DIMENSIONS: mm[INCHES]

TOLERANCES UNLESS OTHERWISE SPECIFIED:
0 PLC ± –
1 PLC ± –
2 PLC ± 0.38 [.015]
3 PLC ± –
4 PLC ± –
ANGLES ± –

MATERIAL: SEE TABLE
FINISH: SEE TABLE

METRIC

DWN P FORTNEY 8/10/90
CHK MS FEHER 8/23/90
APVD D BRATINA 8/24/90
PRODUCT SPEC 108–2043
APPLICATION SPEC 114–2123
WEIGHT –

TE Connectivity

NAME: RECEPTACLE ASSEMBLY,ULTRA–FAST FLAG, 4.75 [.187] SERIES,LOOSE PIECE

SIZE	CAGE CODE	DRAWING NO	RESTRICTED TO
A2	00779	C–520337	–

CUSTOMER DRAWING | SCALE 8:1 | SHEET 1 OF 1 | REV G1

1471–9 (3/11)

Downloaded from Elcodis.com electronic components distributor