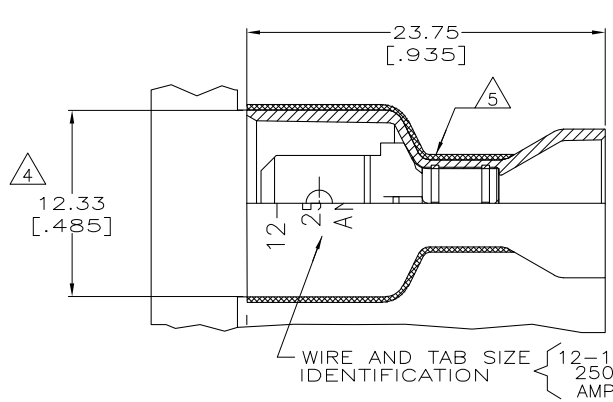
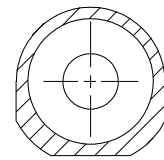
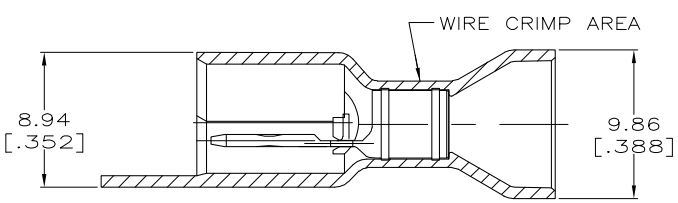
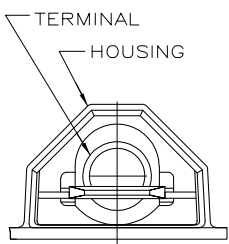


THIS DRAWING IS UNPUBLISHED. RELEASED FOR PUBLICATION
 © COPYRIGHT BY TYCO ELECTRONICS CORPORATION. ALL RIGHTS RESERVED.

LOC	DIST	REVISIONS					
AF	50	P	LTR	DESCRIPTION	DATE	DWN	APVD
		D		REVISED PER ECR-06-009299	30AUG06	HMR	RL



- 1 TAB DIMENSIONS $0.81^{+0.025}_{-0.050}$ x 6.35 [.032^{+0.01}_{-0.002} x .250]
- 2 WIRE STRIP LENGTH 7.92 [.312].
- 3 CONTINUOUS STRIP ON REELS.
- 4 DIMENSION DOES NOT INCLUDE TRIM BURR.
- 5 0.38 [.015] MAX CARRIER TRIM BURR PER SIDE IS ALLOWABLE IN THE SHADED AREA.
- 6 INSULATION SIZE IS .320 MAX DIA.



HOUSING: NYLON, COLOR-YELLOW
 TAB: #3 HARD BRASS, TIN 0.002032 [.000080] MIN

MATERIAL & FINISH PART NO

THIS DRAWING IS A CONTROLLED DOCUMENT.		DWN	9/25/95	tyco Electronics	Tyco Electronics Corporation Harrisburg, PA 17105-3608	
DIMENSIONS: mm [INCHES]		CHK	9/25/95		NAME	
TOLERANCES UNLESS OTHERWISE SPECIFIED:		P FORTNEY		108-2017		
0 PLC ± -		APVD		PRODUCT SPEC		
1 PLC ± -		D BRATINA		APPLICATION SPEC		
2 PLC ± 0.38 [.015]				114-2123		
3 PLC ± -				WEIGHT		
4 PLC ± -				A3 00779 C=521097		
ANGLES ± -				RESTRICTED TO		
MATERIAL SEE TABLE		FINISH SEE TABLE		CUSTOMER DRAWING		
				SIZE	CAGE CODE	DRAWING NO
				A3	00779	C=521097
				SCALE 4:1 SHEET 1 of 1 REV D		