

4

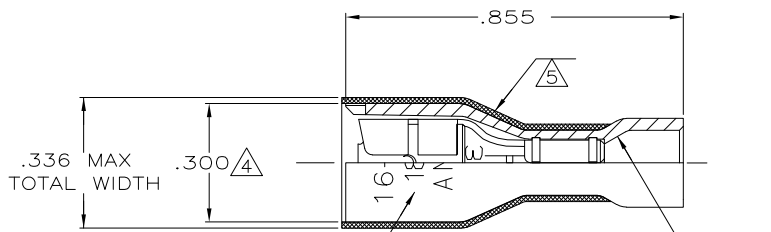
3

2

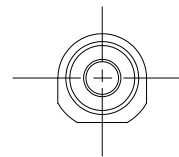
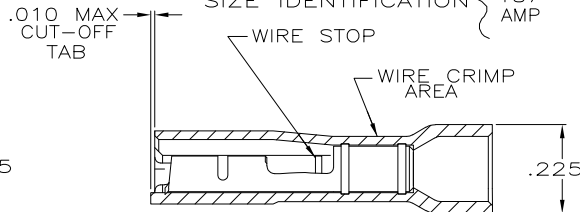
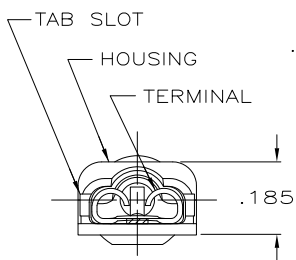
1

THIS DRAWING IS UNPUBLISHED. RELEASED FOR PUBLICATION
 © COPYRIGHT - By - ALL RIGHTS RESERVED.

LOC	DIST	REVISIONS			
P	LTR	DESCRIPTION	DATE	DWN	APVD
AF	50				
	K1	REVISED PER ECO-11-005027	11MAR11	RK	HMR



- 1 MATES WITH .032±.001x.187 TAB
- 2 WIRE STRIP LENGTH .281
- 3 INSULATION SIZE .160 MAX DIA
- △4 DIMENSION DOES NOT INCLUDE TRIM BURR
- △5 .015 MAX CARRIER TRIM BURR PER SIDE IS ALLOWABLE IN THE SHADED AREA



HOUSING: NYLON, COLOR-BLUE TRANSLUCENT
 RECEPTACLE: #3 HARD BRASS
 TIN PL .000080 MIN THK

3-520125-2

MATERIAL & FINISH

PART NO

THIS DRAWING IS A CONTROLLED DOCUMENT.		DWN P FORTNEY 11/7/88	STE TE Connectivity	
DIMENSIONS: INCHES		CHK MS FEHER 11/7/88		
TOLERANCES UNLESS OTHERWISE SPECIFIED:		APVD K RANDOLH 11/7/88	NAME	
0 PLC ± -		PRODUCT SPEC		
1 PLC ± -		108-2043		
2 PLC ± -		APPLICATION SPEC		
3 PLC ± .015		114-2123		
4 PLC ± -		WEIGHT		
ANGLES ± -		A3 00779 C=520125		
MATERIAL SEE TABLE	FINISH SEE TABLE	CUSTOMER DRAWING		RESTRICTED TO
		SIZE	CAGE CODE	DRAWING NO
		SCALE 4:1	SHEET 1 OF 1	REV K1