

4

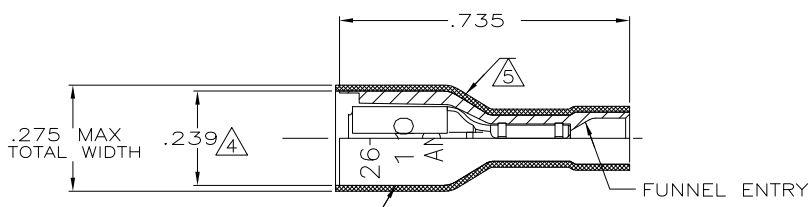
3

2

1

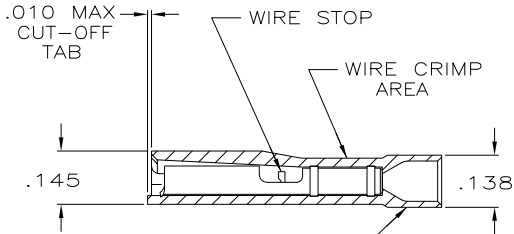
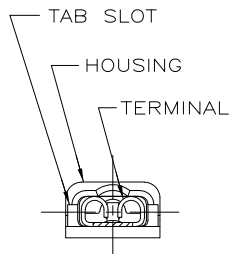
THIS DRAWING IS UNPUBLISHED. RELEASED FOR PUBLICATION
 © COPYRIGHT - By - ALL RIGHTS RESERVED.

LOC	DIST	REVISIONS				
P	LTR	DESCRIPTION	DATE	DWN	APVD	
AF	50					
	K1	REVISED PER ECO-11-005027	12MAR11	RK	HMR	



- 1 MATES WITH .020±.001 X .110 OR .125 TAB.
- 2 WIRE STRIP LENGTH .281
- 3 INSULATION SIZE .100 MAX DIA
- 4 DIMENSION DOES NOT INCLUDE TRIM BURR
- 5 .015 MAX CARRIER TRIM BURR PER SIDE IS ALLOWABLE IN THE SHADED AREA

WIRE AND RECEPTACLE } 26-22
 SIZE IDENTIFICATION } 110
 AMP



HOUSING: NYLON, COLOR-VIOLET TINT	7-520366-2
RECEPTACLE: #3 HARD BRASS, TIN .000080 MIN	
MATERIAL & FINISH	PART NO

THIS DRAWING IS A CONTROLLED DOCUMENT.		DWN	P FORTNEY	11/14/88	STE TE Connectivity
DIMENSIONS: INCHES		CHK	MS FEHER	11/15/88	
TOLERANCES UNLESS OTHERWISE SPECIFIED:		APVD	K RANDOLPH	11/15/88	NAME
0 PLC	± -	PRODUCT SPEC			RECEPTACLE ASSY, ULTRA-FAST,
1 PLC	± -	108-2043			LOOSE PIECE, .110/.125 SERIES, 26-22 AWG
2 PLC	± -	APPLICATION SPEC			SIZE
3 PLC	± .015	114-2123			CAGE CODE
4 PLC	± -	WEIGHT			DRAWING NO
ANGLES	± -	A3			00779
MATERIAL	SEE TABLE	FINISH			RESTRICTED TO
SEE TABLE		CUSTOMER DRAWING			SCALE 4:1
		SHEET 1 OF 1			REV K1