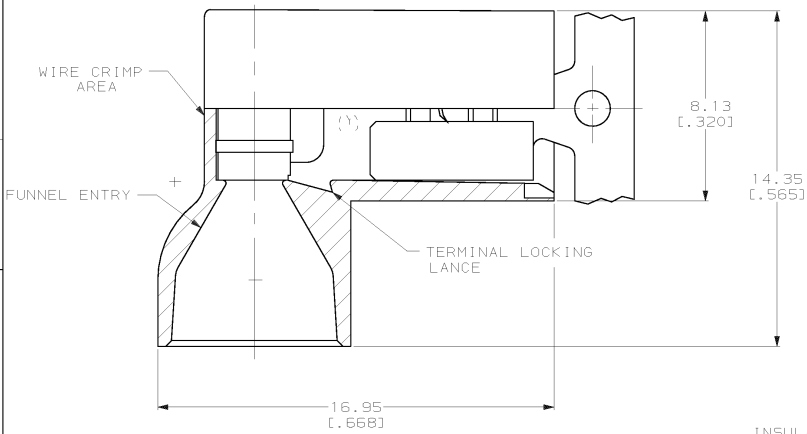


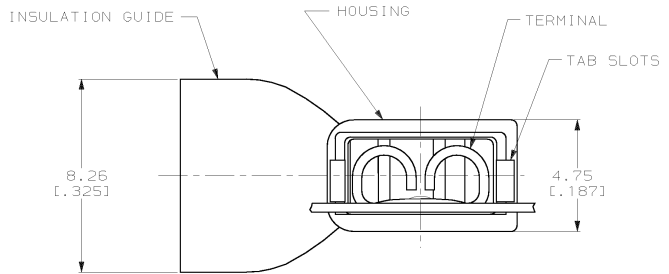
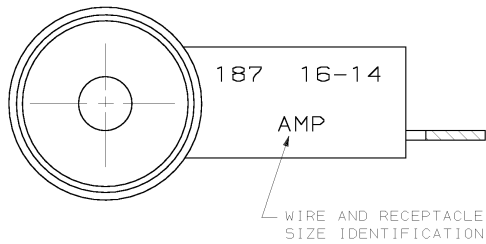
THIS DRAWING IS UNPUBLISHED. RELEASED FOR PUBLICATION .19
 © COPYRIGHT 19 BY AMP INCORPORATED. ALL INTERNATIONAL RIGHTS RESERVED.

LOC	DIST	P	F	ZONE	LTR	DESCRIPTION	DATE	APPRO
AF	50					C REL PER 063A-0601-01	10JAN02	JR/JH



- 1 FITS 0.81±0.025 X 4.75 [.032±.001 X .187] TAB
- 2 WIRE SIZE: 1.3-2.0mm² [16-14 AWG], STRANDED ONLY.
ONE WIRE STRIP LENGTH 7.94 [.312]
TWO WIRE STRIP LENGTH 8.51 [.335]
- 3 INSULATION SIZE: 6.60 [.260] MAX DIA.
- 4 CONTINUOUS STRIP.

⚠ PRELIMINARY - NOT FOR PRODUCTION



MATERIAL	COLOR	MATERIAL	FINISH	PART NO
TYPE 6/6 NYLON	BLACK	0.41 [.016] #4H BRASS	0.002032 (.000080) MIN TIN PLATE	⚠ 9-521247-2
TYPE 6/6 NYLON	BLUE TRANSLUCENT	0.41 [.016] #4H BRASS	0.002032 (.000080) MIN TIN PLATE	3-521247-2

HOUSING		TERMINAL		PART NO
DO NOT SCALE PRINT. UNLESS SPECIFIED DIMENSIONS IN mm (INCHES) TOLERANCES ON: 2 PLC DEC ± 0.25 (.010) 3 PLC DEC ± ANGLES ± -	DR 16DEC99 JR RUTH	AMP Incorporated Harrisburg, PA 17105-3608		
SEE TABLE	CHK 16DEC99 MS FEHER	NAME RECEPTACLE, ASSEMBLY, FLAG, ULTRA-FAST, .187 SERIES		
FINISH	APPD 16DEC99 J HUMMEL	SIZE	CAGE CODE	DRAWING NO
SEE TABLE	PRODUCT SPEC 108-2043	114-2123	00779	521247
	WEIGHT -	SCALE	8:1	SHEET 1 OF 1

THIS DRAWING IS A CONTROLLED DOCUMENT FOR AMP INCORPORATED. IT IS SUBJECT TO CHANGE AND THE CONTROLLING ENGINEERING ORGANIZATION SHOULD BE CONTACTED FOR THE LATEST REVISION.

AMP 1471-B REV 3-92
01-MAR-00 10:04:58 amp13469 /home/amp13469/edmod

CUSTOMER DRAWING