

4

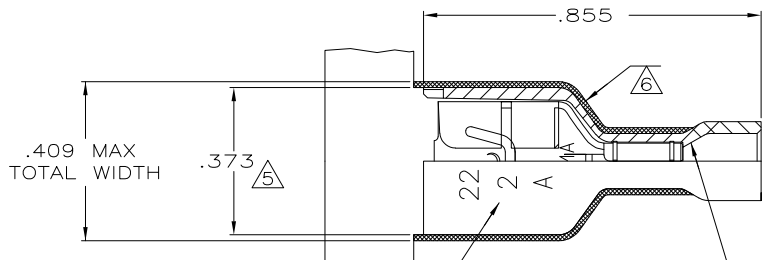
3

2

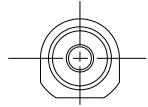
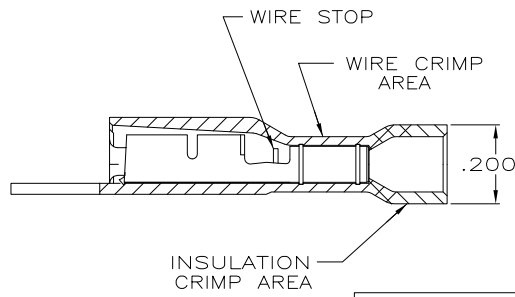
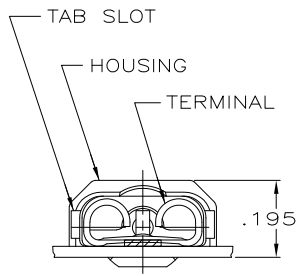
1

THIS DRAWING IS UNPUBLISHED. RELEASED FOR PUBLICATION
 © COPYRIGHT - By - ALL RIGHTS RESERVED.

| LOC | DIST | REVISIONS | | | | |
|-----|------|-------------|---------------------------|---------|--------|--|
| P | LTR | DESCRIPTION | DATE | DWN | APVD | |
| AF | 50 | J1 | REVISED PER ECO-11-004587 | 11MAR11 | RK HMR | |



- 1 MATES WITH .032±.001x.250 TAB
- 2 WIRE STRIP LENGTH .281
- 3 INSULATION SIZE .060-.135 DIA
- 4 CONTINUOUS STRIP ON REELS
- △5 DIMENSION DOES NOT INCLUDE TRIM BURR
- △6 .015 MAX CARRIER TRIM BURR PER SIDE IS ALLOWABLE IN THE SHADED AREA



| | |
|--|------------|
| HOUSING: NYLON, COLOR-RED TRANSLUCENT | 2-520405-2 |
| RECEPTACLE: #3 HARD BRASS, TIN .000080 MIN | |
| MATERIAL & FINISH | PART NO |

| | | | | |
|--|---------------------|-------------------------------|-----------------|--------|
| THIS DRAWING IS A CONTROLLED DOCUMENT. | | DWN P FORTNEY 10/26/88 | TE Connectivity | |
| DIMENSIONS: INCHES | | CHK MS FEHER 11/3/88 | | |
| TOLERANCES UNLESS OTHERWISE SPECIFIED: | | APVD K RANDOLPH 11/4/88 | NAME | |
| 0 PLC ± - | | PRODUCT SPEC | | |
| 1 PLC ± - | | 108-2044 | | |
| 2 PLC ± - | | APPLICATION SPEC | | |
| 3 PLC ± .015 | | 114-2123 | | |
| 4 PLC ± - | | SIZE CAGE CODE DRAWING NO | | |
| ANGLES ± - | | A3 00779 C=520405 | | |
| MATERIAL SEE TABLE | FINISH SEE TABLE | WEIGHT | RESTRICTED TO | |
| CUSTOMER DRAWING | | SCALE 4:1 | SHEET 1 OF 1 | REV J1 |