

4

3

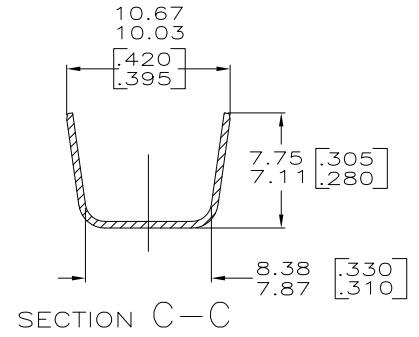
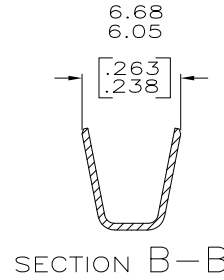
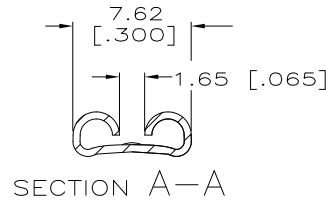
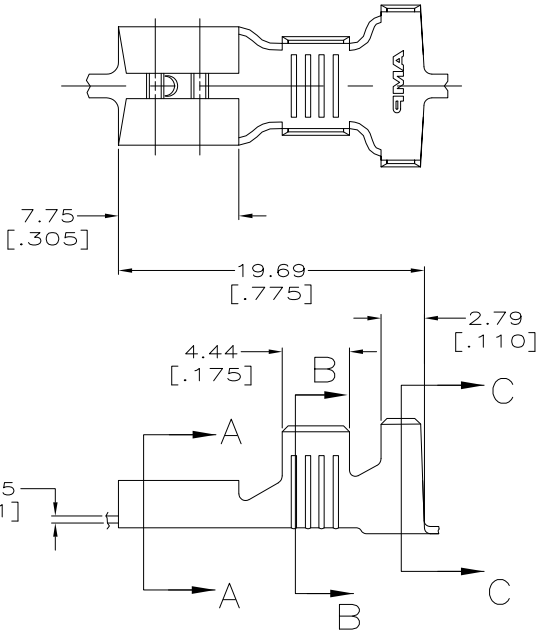
2

1

THIS DRAWING IS UNPUBLISHED. RELEASED FOR PUBLICATION  
 © COPYRIGHT - BY TYCO ELECTRONICS CORPORATION. ALL INTERNATIONAL RIGHTS RESERVED.

LOC	DIST	REVISIONS				
P	LTR	DESCRIPTION	DATE	DWN	APVD	
AF	50	F1	REVISED PER ECR-10-008744	28APR10	HMR PD	

1 CONTINUOUS STRIP ON REELS.



TIN	[.230-.280 OR (2) .160] 5.84-7.11 OR (2) 4.06	[#10-#8] OR (2) {#12's}	0.813±0.025 [.032±.001]	62998-2
FINISH	INSULATION RANGE	WIRE SIZE	MATING TAB THICKNESS	PART NO

THIS DRAWING IS A CONTROLLED DOCUMENT.		DWN	JR RUTH	3/15/95	Tyco Electronics Corporation Harrisburg, PA 17105-3608
DIMENSIONS:		CHK	MS FEHER	3/15/95	
INCHES		APVD	---	3/15/95	NAME RECEPTACLE, FASTON, 6.35 [.250] SERIES
TOLERANCES UNLESS OTHERWISE SPECIFIED:		PRODUCT SPEC	---	3/15/95	
0 PLC ± -		APPLICATION SPEC	---	3/15/95	SIZE A3
1 PLC ± -		WEIGHT	---	---	
2 PLC ± 0.38 [.015]		114-2036		CAGE CODE	00779
3 PLC ± -		H04 BRASS		DRAWING NO	62998
4 PLC ± -		FINISH		RESTRICTED TO	---
ANGLES ± -		SEE TABLE		CUSTOMER DRAWING	SCALE 4:1
MATERIAL		CUSTOMER DRAWING		SHEET	1 OF 1
FINISH		CUSTOMER DRAWING		REV	F1