

4

3

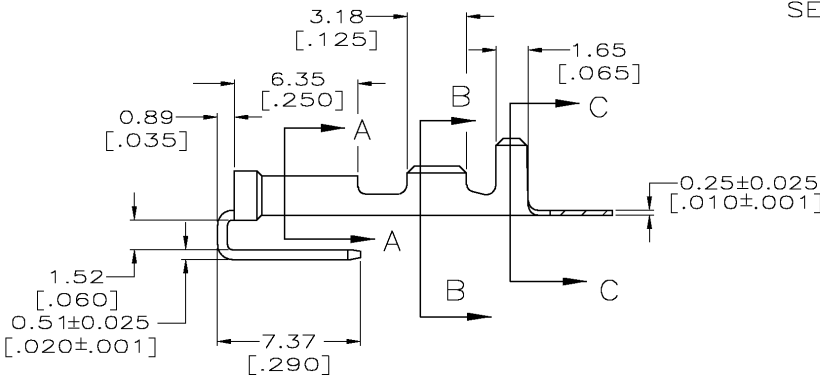
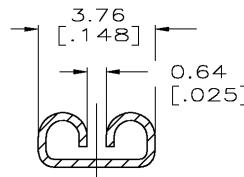
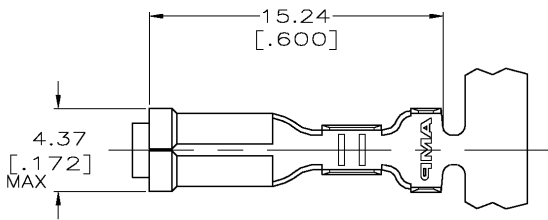
2

1

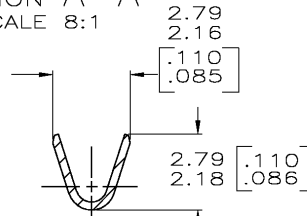
THIS DRAWING IS UNPUBLISHED. RELEASED FOR PUBLICATION
 © COPYRIGHT - BY TYCO ELECTRONICS CORPORATION. ALL RIGHTS RESERVED.

LOC	DIST	REVISIONS				
P	LTR	DESCRIPTION	DATE	DWN	APVD	
AF	50	REV PER 0G3A-0330-04	05MAY04	JR	PD	

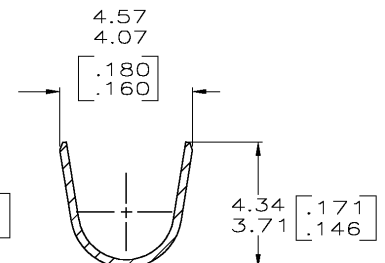
- CONTINUOUS STRIP ON REELS.
- FIRST INSERTION 10 LBS MAX. FIRST EXTRACTION 2 LBS MIN. USE TEST TAB 1-62061-0
- MATING TAB THK 0.46 ± 0.025 [0.18 ± 0.01].
- WIRE SIZE IS [22-18] AWG
- INSULATION RANGE 2.03-3.05 DIA [$0.80-1.20$] DIA.
- PRELIMINARY - NOT FOR PRODUCTION



SECTION A-A
SCALE 8:1



SECTION B-B
SCALE 8:1



SECTION C-C
SCALE 8:1

0.00203 [.000080] MIN TIN	63242-2
-	63242-1
FINISH	PART NO

THIS DRAWING IS A CONTROLLED DOCUMENT.		DWN JR RUTH 5/16/95	Tyco Electronics Corporation Harrisburg, Pa 17105-3608	
DIMENSIONS: INCHES	TOLERANCES UNLESS OTHERWISE SPECIFIED:	CHK MS FEHER 5/16/95	RECEPTACLE, FASTON, PIGGYBACK, 2.79 [.110] SERIES	
	0 PLC ± -	APVD P DESANTIS 5/16/95	NAME	
	1 PLC ± -	PRODUCT SPEC	SIZE CAGE CODE DRAWING NO	
	2 PLC ± 0.38 [.015]	APPLICATION SPEC	RESTRICTED TO	
	3 PLC ± -	WEIGHT	A3 00779 C-63242	
MATERIAL H04 BRASS	FINISH SEE TABLE	CUSTOMER DRAWING	SCALE 5:1	SHEET 1 OF 1 REV E