

4

3

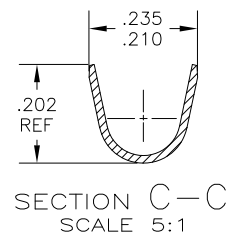
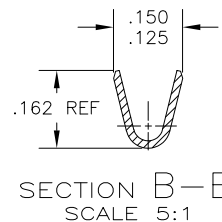
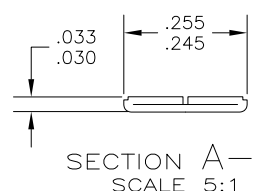
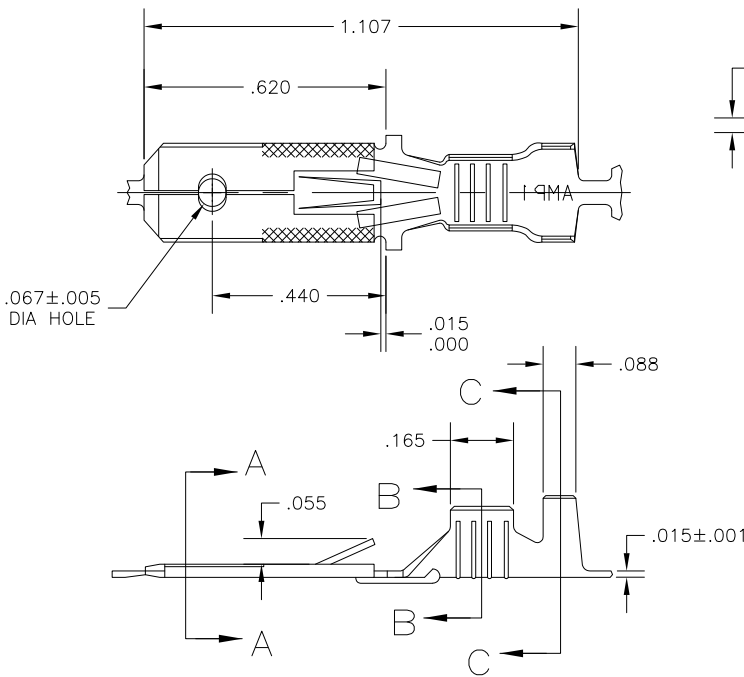
2

1

THIS DRAWING IS UNPUBLISHED. RELEASED FOR PUBLICATION
 © COPYRIGHT - By - ALL RIGHTS RESERVED.

LOC	DIST	REVISIONS				
P	LTR	DESCRIPTION	DATE	DWN	APVD	
AF	50					
AA4		REVISED PER ECO-11-004587	11MAR11	RK	HMR	

- 1 CONTINUOUS STRIP ON REELS.
- 2 WIRE SIZE IS #18-#14.
- 3 INSULATION RANGE IS .100-.170 DIA.
- 4 FOREIGN PRODUCTION ONLY.
- 5 PREPRODUCTION - FASR REQUIRED.
- 6 PRELIMINARY - NOT FOR PRODUCTION.



	NICKEL	#2H BRASS	6	42460-9
	PRE-TIN	#2H BRASS	4 5	42460-8
OBsolete	SILVER .000120 MIN	#2H BRASS		42460-7
	-	#2H PHOS BRZ		42460-6
	PRE-TIN	#2H BRASS		42460-5
OBsolete	TIN .000080 MIN	#2H PHOS BRZ		42460-4
	SILVER .000120 MIN			42460-3
	TIN .000080 MIN	#2H BRASS		42460-2
	-			42460-1
	FINISH	MATERIAL		PART NO

THIS DRAWING IS A CONTROLLED DOCUMENT.

DIMENSIONS: INCHES	TOLERANCES UNLESS OTHERWISE SPECIFIED:	DWN JR RUTH 9/17/90	TE Connectivity TAB, FASTIN-FASTON, .250 SERIES					
	0 PLC ± - 1 PLC ± - 2 PLC ± - 3 PLC ± .015 4 PLC ± - ANGLES ± -	CHK MS FEHER 9/17/90				NAME	RESTRICTED TO	
		APVD R KUZO 9/17/90				PRODUCT SPEC		
		APPLICATION SPEC						
MATERIAL SEE TABLE	FINISH SEE TABLE	WEIGHT -	SIZE A3	CAGE CODE 00779	DRAWING NO C-42460	SCALE 4:1	SHEET 1 OF 1	REV AA4

CUSTOMER DRAWING