

4

3

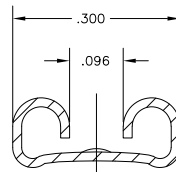
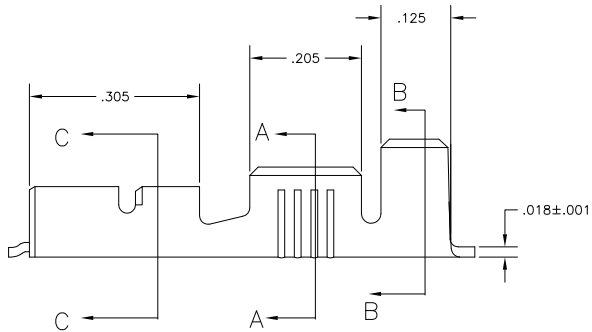
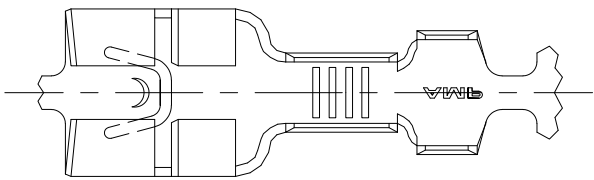
2

1

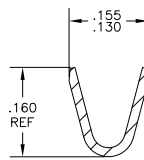
THIS DRAWING IS UNPUBLISHED. RELEASED FOR PUBLICATION  
 © COPYRIGHT BY TYCO ELECTRONICS CORPORATION. ALL RIGHTS RESERVED.

LOC	DIST	REVISIONS			
P	LR	DESCRIPTION	DATE	BY	APPD
E2		REVISED PER ECR-10-008744	28APR10	HMR	PD

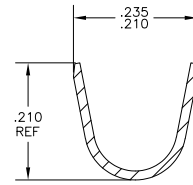
- 1 CONTINUOUS STRIP ON REELS
- 2 ACCEPTS #18-#14 AWG WIRE SIZE  
CRIMP WIDTH, .120, F TYPE
- 3 INSULATION RANGE IS .120-.170 DIA  
CRIMP WIDTH, .180, F OR O TYPE
- 4 MATING TAB THK IS .032±.001.



SECTION C-C



SECTION A-A



SECTION B-B

.000080 MIN TIN	63537-2
-	63537-1
FINISH	PART NO

THIS DRAWING IS A CONTROLLED DOCUMENT.		DRN	J.R. RUTH	21AJN02	Tyco Electronics Corporation Harrisburg, PA 17105	
DIMENSIONS: INCHES		CHK	DESANTIS	21AJN02	Tyco Electronics	
OTHER DIMENSIONS: OTHER UNITS		P	DESANTIS	21AJN02	RECEPTACLE, FASTON, .250 SERIES	
MATERIAL 4M BRASS		APD	DESANTIS	21AJN02	SIZE	CAGE CODE DRAWING NO
FINISH SEE TABLE		APP			A2	00779C-63537
		APPLICATION SPEC			RESTRICTED TO	
		WEIGHT			CUSTOMER DRAWING	SCALE 8:1 SHEET 1 OF 1 REV E2

AMP 1471-9 REV 31MM2000

63537

A